Table of Contents (**All Items are Hyperlinked**)

Main Theories

- Main Theories Tau Rate Graph (Unadjusted Active) (Assisted by Mathis & Hotab)
- Main Theories Tau Rate Graph (Unadjusted Idle)
- Main Theories Active/Idle Ratio Graph
- Main Theories Tau Rate Excel
- Which Theory To Push Next v1.7 Excel (Assisted by Mathis & Hotab)
- Strategies Summary
- Main Theories Purchase Test Excel Status
- T1 Purchase Test v1.3 Excel (T1ModRatio, T1Ratio)
- T3 Purchase Test v1.4 Excel (T3dStage)
- T5 Purchase Test v1.3 Excel (T5ManageQMod)
- T6 Purchase Test v1.1 Excel (T6NoC34Mod, T6C4d, T6C3d)
- T7 Purchase Test v2.3 Excel (T7NoC12d, T7Ratio, T7C3d, T7C12d)
- T8 Purchase Test v3.0 Excel (T8Mod, T8ModNoC35, T8ModNoC3Reset, T8ModNoC5Reset, T8ModReset, T8NoC35d, T8NoC3d, T8NoC3dSingleMSX, T8NoC3d2, T8NoC5d)

Custom Thoeries

- Official Custom Theories Tau Rate Graph (Active)
- Official Custom Theories Tau Rate Graph (Idle)
- Official Custom Theories Active/Idle Ratio Graph
- Additional information about each CTs
- Custom Theory Tau Rate Excel
- Which Theory To Push Next v1.7 Excel (Assisted by Mathis & Hotab)
- Strategies Summary
- Custom Theories Purchase Test Excel Status
- WSP Purchase Test v1.2 Excel (WSPMod)
- EF Purchase Test v1.2 Excel (EFMod)
- CTSR2 Purchase Test v2.5 Excel (CTSR2Mod, CTSR2MSMod)
- FI Purchase Test v1.3 Excel (FIMod, FIMSMod, FIModSingleMS, FIMSModSingleMS)
- FP Purchase Test v1.0 Excel (FPModBurstC1, FPMSModBurstC1)
- RZ Purchase Test v1.2 Excel (RZd, RZdSingleMS, RZdSpiralMS, RZdBH, RZdBHRewind)
- MF Purchase Test v5.3 Excel (MFdx, MFdxCoast, MFdxRC, MFVariantdxdxdx)
- BaP Purchase Test v2.0 Excel (BaPModBurstC1, BaPMSModBurstC1)
- BaP Purchase Test Excel (BaPModBurstC1, BaPMSModBurstC1) (Modified by LeBaldy)
- TC Purchase Test v1.0 Excel (TCd)

Extension Guides (Assisted by people listed in individual section in the guide)

- A Possible Idle RZ Theory By Time
- From Complicated to Simple, From Bruteforce to General - A New Direction to Approach MF CT

Last Update: 08/10/2026 02:30 (GMT +8)

- For Any Updates, all information regarding to my investigations are referenced based on information described in this document, otherwise please refer to the guide website (https://exponential-idle-guides.netlify.app/)
- Please contact the owner (Discord user : hacker118) of this document for any inconsistencies found

Main Theories

Main Theories Tau Rate Graph (Unadjusted Active) (Assisted by Mathis & Hotab)

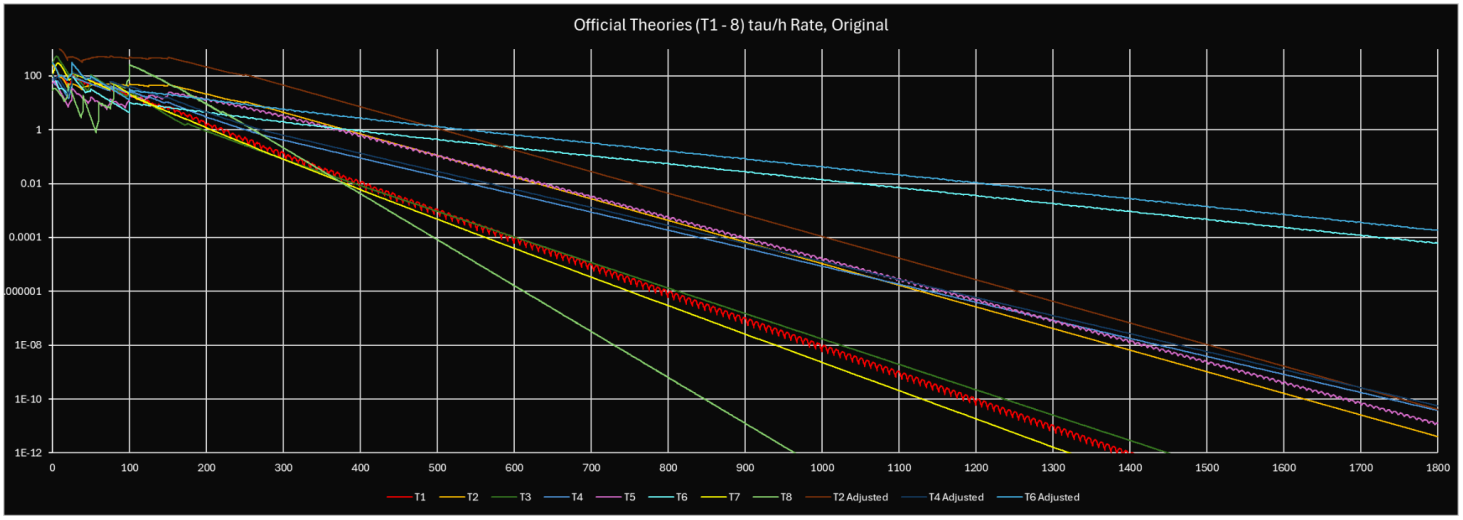

Main Theories Tau Rate Graph (Unadjusted Idle)

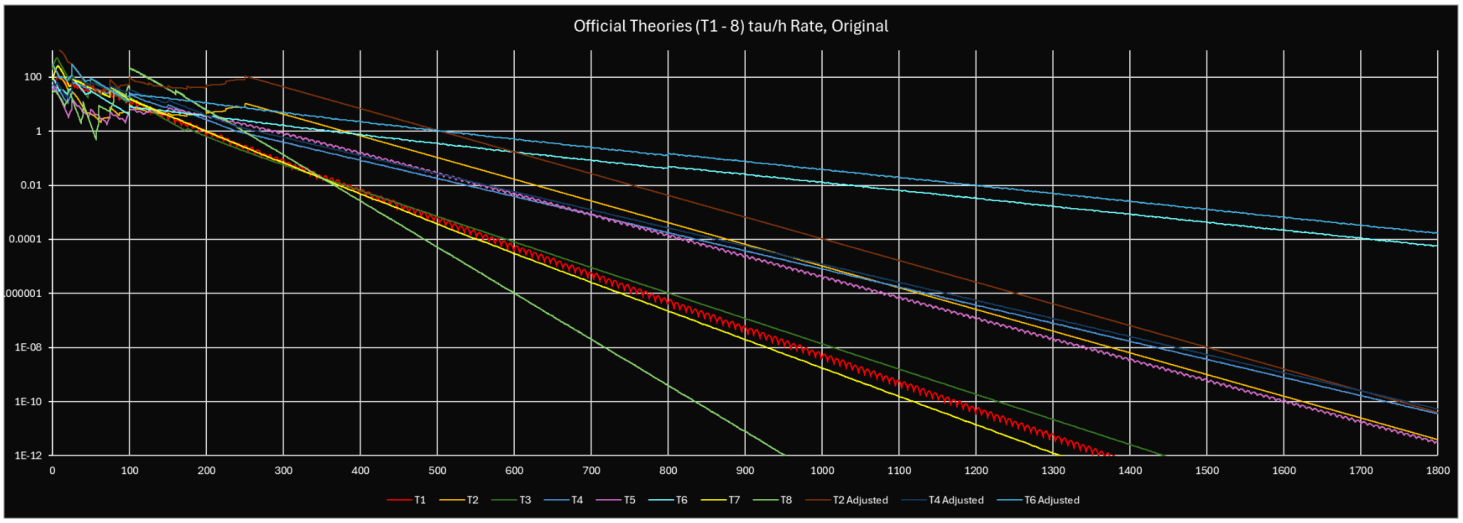

Main Theories Active/Idle Ratio Graph

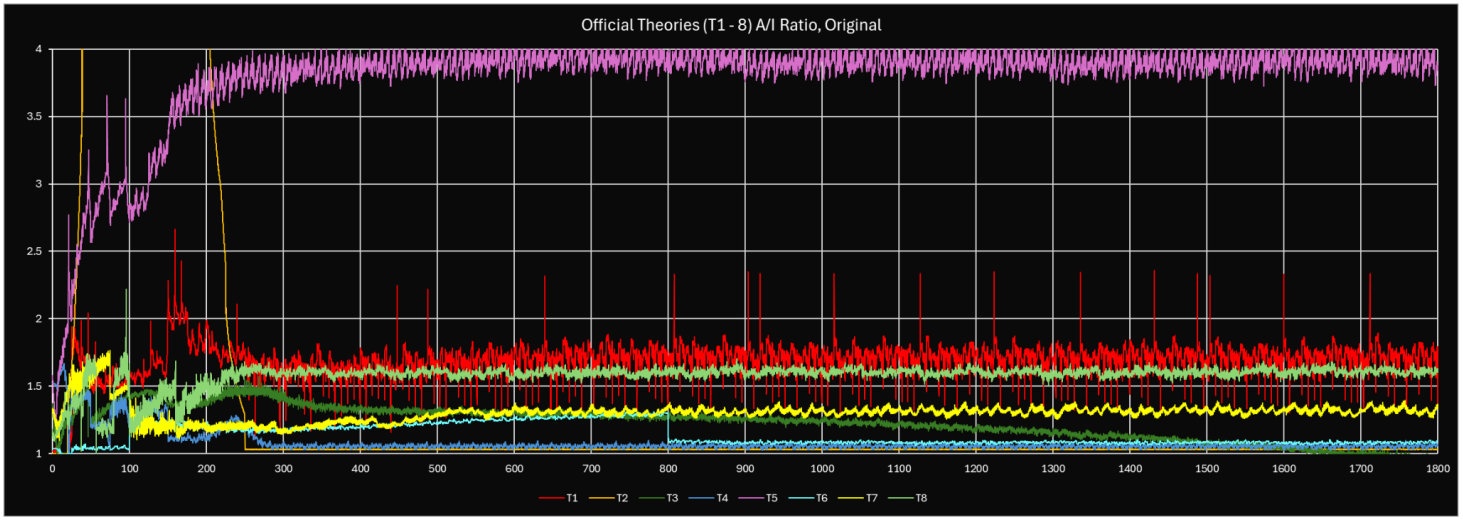

Main theories Tau Rate Excel *(Download as .xlsx before use)*

Theory Rate Graph.xlsx

To get theory rate graph adjusted for your students, enter the number of student in cell N2

Which Theory To Push Next v1.7 Excel (Assisted by Mathis & Hotab) *(Download as .xlsx before use)*

Which Theory To Push Next v1.xlsx

1. Make sure you have studied all common strategies of which theory well before using the Excel. You may refer to the detailed description of how a strategy is done in the guide.
2. Enter your activity and your preferred option to be Active or not
3. If you do not want active/idle theories to be considered, enter "No" in cell C5 and enter a cutoff for A/I Ratio in cell C6, the Excel will exclude theories using the A/I threshold accordingly
4. Enter your distributions of publication rho from t1 to BaP in cell C8 to C24.
5. Interpret the result of top 3 theories with highest rate weighed by overpush ratio and the strategies used in the publication, as well as total tau of main theories, custom theories and grand total.
6. Repeat Step 2 to Step 5 for any changes

Strategies Summary

_Theory Strategies Explained (New)

Main Theories Purchase Test Excel Status

Theories	Strategy	Status
T1 (Recurrence Relations)	T1ModRatio T1Ratio	T1 Purchase Test v1.3
T2 (Differential Calculus)	N/A	Nope
T3 (Linear Algebra)	T3dStage	T3 Purchase Test v1.4
T4 (Polynomials)	N/A	Nope
T5 (Logistic Function)	T5ManageQMod	T5 Purchase Test v1.3
T6 (Integral Calculus)	T6NoC34Mod, T6C4d, T6C3d	T6 Purchase Test v1.1
T7 (Numerical Methods)	T7NoC12d, T7RatioX T7C3d, T7C12d	T7 Purchase Test v2.3
T8 (Chaos Theory)	T8Mod, T8ModNoC35, T8ModNoC3Reset, T8ModNoC5Reset, T8ModReset, T8NoC35d, T8NoC3d, T8NoC3dSingleMSX, T8NoC3d2, T8NoC5d	T8 Purchase Test v3.0

T1 Purchase Test v1.3 Excel (T1ModRatio, T1Ratio) *(Download as .xlsx before use)*

T1 Purchase Test v1.xlsx

1. Ensure the strategy used in current T1 publication is **T1ModRatio** or **T1Ratio**, the Excel is NOT for other strategies in T1, make sure you have studied the strategies well before using the Excel
2. Read the precautions in cell B14 for any possible inaccuracies caused with comparison to the sim
3. Enter your current level of variables in the corresponding cells
4. Interpret the result of next 3 purchases in grey boxes
5. Repeat Step 2 to Step 3 for any changes of variable levels

T3 Purchase Test v1.4 Excel (T3dStage) *(Download as .xlsx before use)*

T3 Purchase Test v1.xlsx

1. Ensure the strategy used in current T3 publication is **T3dStage**, the Excel is NOT for other strategies in T3, make sure you have studied the strategies well before using the Excel
2. Enter your publication log rho in “Last log pub rho” in cell C17 (Using Excel formula recommended)
3. Enter your current log rho in “Current log rho” in cell C18 (Using Excel formula recommended)
4. Enter your current level of variables from c11 to c33 in cell C4 to cell C15
5. Interpret the result of next 3 purchases for rho 1, rho 2 and rho 3 and your stage in grey boxes
6. Repeat Step 2 to Step 4 for any changes of variable levels

T5 Purchase Test v1.3 Excel (T5ManageQMod) *(Download as .xlsx before use)*

T5 Purchase Test v1.xlsx

1. Ensure the strategy used in current T5 publication is **T5ManageQMod**, the Excel is NOT for other strategies in T5, make sure you have studied the strategies well before using the Excel
2. Read the precautions in cell B13 for any possible inaccuracies caused with comparison to the sim
3. Enter your current level of variables in the corresponding cells
4. Interpret the result of next 3 purchases in grey boxes
5. Repeat Step 2 to Step 3 for any changes of variable levels, if the result is “None”, that indicates coasting until publication

T6 Purchase Test v1.1 Excel (T6NoC34Mod, T6C4d, T6C3d) *(Download as .xlsx before use)*

T6 Purchase Test v1.xlsx

1. Ensure the strategy used in current T6 publication is **T6NoC34Mod**, **T6C4d** or **T6C3d**, the Excel is NOT for other strategies in T6, make sure you have studied the strategies well before using the Excel
2. Read the precautions in cell B20 for any possible inaccuracies caused with comparison to the sim
3. Enter your current level of variables in the corresponding cells
4. Interpret the result of next 3 purchases in grey boxes
5. Repeat Step 2 and Step 3 for any changes of variable levels, if the result is "None", that indicates coasting until publication

T7 Purchase Test v2.3 Excel (T7NoC12d, T7RatioX, T7C3d, T7C12d) *(Download as .xlsx before use)*

T7 Purchase Test v2.xlsx

1. Ensure the strategy used in current T7 publication is **T7NoC12d**, **T7RatioX**, **T7C3d** or **T7C12d**, the Excel is NOT for other strategies in T7, make sure you have studied the strategies well before using the Excel
2. Read the precautions in cell B15 for any possible inaccuracies caused with comparison to the sim
3. Enter your current level of variables in the corresponding cells
4. Interpret the result of next 3 purchases in grey boxes
5. Repeat Step 2 and Step 3 for any changes of variable levels, if the result is "None", that indicates coasting until publication

T8 Purchase Test v3.0 Excel (T8Mod, T8ModNoC35, T8ModNoC3Reset, T8ModNoC5Reset, T8ModReset, T8NoC35d, T8NoC3d, T8NoC3dSingleMSX, T8NoC3d2, T8NoC5d) *(Download as .xlsx before use)*

T8 Purchase Test v3.xlsx

1. Ensure the strategy used in current T8 publication is **T8Mod**, **T8ModNoC35**, **T8ModNoC3Reset**, **T8ModNoC5Reset**, **T8ModReset**, **T8NoC35d**, **T8NoC3d**, **T8NoC3dSingleMSX**, **T8NoC3d2** or **T8NoC5d**, the Excel is NOT for other strategies in T8, make sure you have studied the strategies well before using the Excel
2. Enter your current level of variables from c1 to c5 in cell C4 to cell C8
3. Interpret the result of next 3 purchases in grey boxes
4. Repeat Step 2 and Step 3 for any changes of variable levels

Custom Theories

Official Custom Theories Tau Rate Graph (Active)

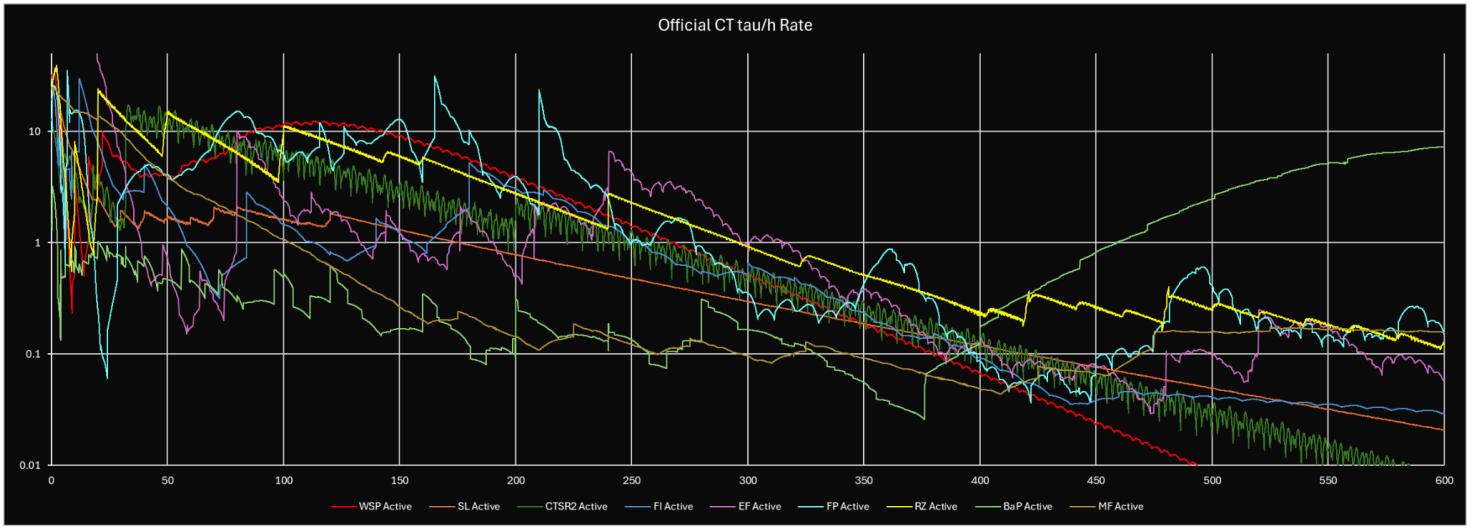

Official Custom Theories Tau Rate Graph (Idle)

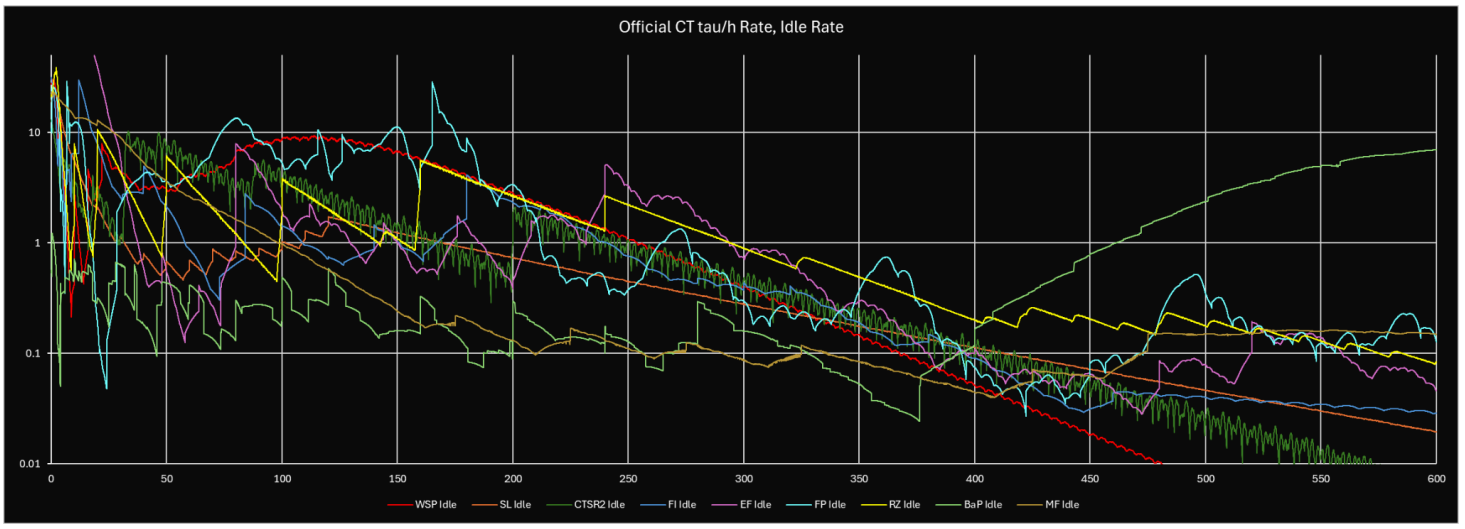

Official Custom Theories Active/Idle Ratio Graph

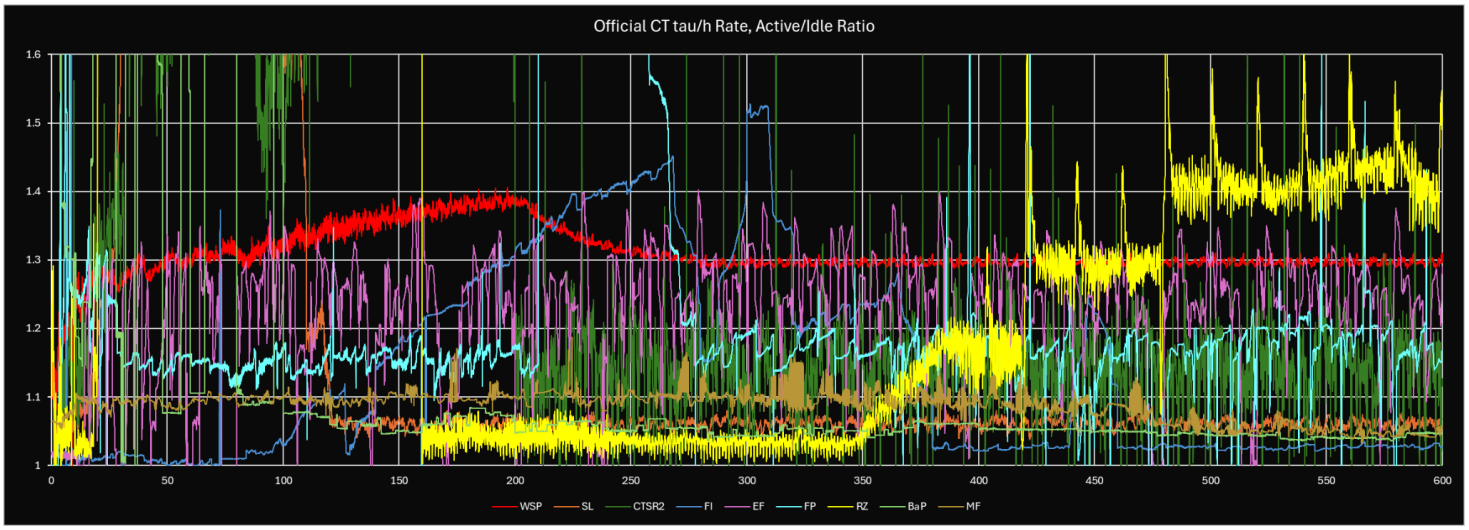

Additional information about each CTs

	Average Active/Idle Ratio	Completion Time (Days)
WSP	1.277	1,755.1 (1,813.2)
SL	1.079	226.8 (227.7)
CTSR2	1.150	423.9 (423.6)
FI	1.059	238.0 (241.4)
EF	1.212	125.3 (129.1)
FP	1.192	97.2 (96.4)
RZ	1.359	53.2 (53.1)
BaP	1.110	151.6 (133.0)
MF (Depth: 0)	1.082	184.2 (183.5)

Custom Theory Tau Rate Excel *(Download as .xlsx before use)*

Theory Rate Graph.xlsx

Which Theory To Push Next v1.7 Excel (Assisted by Mathis & Hotab) *(Download as .xlsx before use)*

Which Theory To Push Next v1.xlsx

1. Make sure you have studied all common strategies of which theory well before using the Excel. You may refer to the detailed description of how a strategy is done in the guide.
2. Enter your activity and your preferred option to be Active or not
3. If you do not want active/idle theories to be considered, enter “No” in cell C5 and enter a cutoff for A/I Ratio in cell C6, the Excel will exclude theories using the A/I threshold accordingly
4. Enter your distributions of publication rho from t1 to BaP in cell C8 to C24.
5. Interpret the result of top 3 theories with highest rate weighed by overpush ratio and the strategies used in the publication, as well as total tau of main theories, custom theories and grand total.
6. Repeat Step 2 to Step 5 for any changes

Strategies Summary

_Theory Strategies Explained (New)

Custom Theories Purchase Test Excel Status

Theories	Strategies	Status
WSP (Weierstraß Sine Product)	WSPMod	WSP Purchase Test v1.2
SL (Sequential Limits)	N/A	Nope
EF (Euler's Formula)	EFMod	EF Purchase Test v1.2
CTSR2 (Convergents to sqrt2)	CTSR2Mod, CTSR2MSMod	CTSR2 Purchase Test v2.5
FI (Fractional Integration)	FIMod & its derivatives *(FIMSMod, FIModSingleMS, FIMSModSingleMS)*	FI Purchase Test v1.3
FP (Fractal Patterns)	FPModBurstC1 & its derivative *(FPMSModBurstC1)*	FP Purchase Test v1.0
RZ (Riemann Zeta Function)	RZd & its derivatives *(RZdSingleMS, RZMSd, RZdBH, RZdBHRewind)*	RZ Purchase Test v1.2
MF (Magnetic Fields)	MFd, MFd2, MFd3, MFVariantdxdxdx & Derivatives *(MFdCoast, MFdRCCoast, MFd2Coast, MFd2RCCoast, MFd3Coast, MFd3RCCoast, MFVariantdxdxdxCoast, MFVariantdxdxdxRCCoast)*	MF Purchase Test v5.3
BaP (Basal Problem)	BaPModBurstC1 & its derivative *(BaPMSModBurstC1)*	BaP Purchase Test v2.0 BaP Purchase Test (LeBaldy)
TC (Temperature Control)	TCd	TC Purchase Test v1.0

WSP Purchase Test v1.2 Excel (WSPMod) *(Download as .xlsx before use)*

WSP Purchase Test v1.xlsx

1. Ensure the strategy used in current WSP publication is **WSPMod**, the Excel is NOT for other strategies in WSP, make sure you have studied the strategies well before using the Excel
2. Read the precautions in cell B12 for any possible inaccuracies caused with comparison to the sim
3. Enter your current level of variables in the respective cells
4. Interpret the result of next 3 purchases in grey boxes
5. Repeat Step 3 and Step 4 for any changes, if the result is "None". that indicates coasting until publication

EF Purchase Test v1.2 Excel (EFMod) *(Download as .xlsx before use)*

EF Purchase Test v1.xlsx

1. Ensure the strategy used in current EF publication is **EFMod**, the Excel is NOT for other strategies in EF, make sure you have studied the strategy well before using the Excel
2. Read the precaution in cell B17 for any possible inaccuracies caused with comparison to the sim
3. Enter your current level of variables in the corresponding cells
4. Interpret the result of next 3 purchases in grey boxes
5. Repeat Step 3 and Step 4 for any changes, if the result is "None", that indicates coasting until publication

CTSR2 Purchase Test v2.5 Excel (CTSR2Mod, CTSR2MSMod) *(Download as .xlsx before use)*

CTSR2 Purchase Test v2.xlsx

1. Ensure the strategy used in current CTSR2 publication is **CTSR2Mod** or **CTSR2MSMod**, the Excel is NOT for other strategies in CTSR2, make sure you have studied the strategies well before using the Excel
2. Read the precautions in cell J19 for any possible inaccuracies caused with comparison to the sim
3. Enter your current level of variables in the corresponding cells
4. Interpret the result of next 3 purchases in grey boxes
5. Repeat Step 3 and Step 4 for any changes, if the result is "None", that indicates coasting until publication

FI Purchase Test v1.3 Excel (FIMod, FIMSMod, FIModSingleMS, FIMSModSingleMS) *(Download as .xlsx before use)*

FI Purcahse Test v1.xlsx

1. Ensure the strategy used in current FI publication is **FIMod**, **FIMSMod** **FIModSingleMS** or **FIMSModSingleMS**, the Excel is NOT for other strategies in FI, make sure you have studied the strategies well before using the Excel
2. Read the precautions at cell B20 for any possible inaccuracies caused with comparison to the sim
3. Enter your current level of variables and permanent milestone in the corresponding cells
4. Interpret the result of next 3 purchases in grey boxes
5. Repeat Step 3 and Step 4 for any changes of variable levels

FP Purchase Test v1.0 Excel (FPModBurstC1, FPMSModBurstC1) *(Download as .xlsx before use)*

FP Purchase Test.xlsx

1. Ensure the strategy used in current FP publication is **FPModBurstC1** or **FPMSModBurstC1**, the Excel is NOT for other strategies in FP, make sure you have studied the strategies well before using the Excel
2. Read the precautions at cell B20 for any possible inaccuracies caused with comparison to the sim
3. Enter your current level of variables in the corresponding cells
4. Interpret the result of next 3 purchases in grey boxes
5. Repeat Step 3 and Step 4 for any changes of variable levels

RZ Purchase Test v1.2 Excel (RZd, RZdSingleMS, RZMSd, RZdBH, RZdBHRewind) *(Download as .xlsx before use)*

RZ Purchase Test v1.xlsx

1. Ensure the strategy used in current RZ publication is **RZd**, **RZdSingleMS**, **RZMSd**, **RZdBH** or **RZdBHRewind**, the Excel is NOT for other strategies in RZ, make sure you have studied the strategies well before using the Excel
2. Read the precaution at cell B14 for any possible inaccuracies caused with comparison to the sim
3. Enter your current level of variables in the corresponding cells
4. Interpret the result of next 3 purchases in grey boxes
5. Repeat Step 3 and Step 4 for any changes of variable levels

MF Purchase Test v5.3 Excel (MFdx, MFdxCoast, MFdxRC, MFVariantdxdxdx) *(Download as .xlsx before use)*

MF Purchase Test v5.xlsx

1. Ensure the strategy used in current MF publication is one of the following strategies, the Excel is NOT for other strategies in MF, make sure you have studied the strategies well before using the Excel

- MFd, MFdCoast, MFdRCCoast
- MFd2, MFd2Coast, MFd2RCCoast
- MFd3, MFd3Coast, MFd3RCCoast
- MFVariantdxdxdx, MFVariantdxdxdxCoast, MFVariantdxdxdxRCCoast

2. Different versions of the Purchase Test Excel have been made for user's preference, select a suitable test sheet before starting the publication

- Main Test Page - No longer used due to significant inaccuracies
- Main Test Page v2 (MFd2) - Manual entering every reset point, only for MFd2 and its derivatives
- Main Test Page v3 (MFd2) - Entering the list of reset points, only for MFd2 and its derivatives
- Main Test Page v4 (MFdx) - Entering the list of reset points, for MFd, MFd2, MFd3 and their derivatives

- Main Test Page v5 - Entering the list of reset points, for MFd, MFd2, MFd3, MFVariant and their derivatives
- Main Test Page v5 (Simplified) - Entering the list of reset points, for MFd, MFd2, MFd3, MFVariant and their derivatives; Users do NOT need to enter ts, last pub. multi. and milestone number without compromising its original functions

3. Read the precautions at the bottom for any possible inaccuracies caused with comparison to the sim
4. Simulate a MF publication and take a record of reset points. For v2, enter your next reset point when you complete the current reset manually. For v3, v4, v5 and v5 Simplified, extract the reset list from the sim, copy and paste them in "Reset List for vx" as "Format (M)"
5. For v4 and v5, enter the strategy number (The number after d for MFdx, or the number after each d for MFVariantdxdxdx) for the publication to be done.
6. Enter your current levels of variables from c1 to v4
7. Interpret the result for next variable purchases in the "Action" category. For v4, v5 and v5 Simplified, "Buy a1 if I <*" is included for users to determine the cutoff of I for purchasing a level of a1
8. Repeat Step 5 to Step 7 for any new changes of variable levels
9. Repeat Step 2 to Step 8 for a new publication
10. For v4 and v5, enter your current ts, last pub. multi. (Using Excel formula recommended) and milestone number. Interpret omega max, x, v and rho dot max for your reference. Repeat this step for a new input.

BaP Purchase Test v2.0 Excel (BaPModBurstC1, BaPMSModBurstC1) *(Download as .xlsx before use)*

BaP Purchase Test v2.xlsx

1. Ensure the strategy used in current BaP publication is **BaPModBurstC1** or **BaPMSModBurstC1**, the Excel is NOT for other strategies in BaP, make sure you have studied the strategies well before using the Excel.
2. Read the precautions at cell A23 for any possible inaccuracies caused with comparison to the sim
3. Enter your current level of variables from c1 to n in cell C3 to cell C16
4. Interpret the result of next 3 purchases in grey boxes
5. Repeat Step 3 and Step 4 for any changes

BaP Purchase Test Excel (BaPModBurstC1, BaPMSModBurstC1) (Modified by LeBaldy)

BaP Quick Purchase Test (Modified by Le Baldy)

1. Ensure the strategy used in current BaP publication is **BaPModBurstC1**, the Excel is NOT for other strategies in BaP, make sure you have studied the strategies well before using the Excel.
2. Read the precautions at cell A23 for any possible inaccuracies caused with comparison to the sim
3. Enter your current level of variables from c1 to n in cell C3 to cell C16
4. Interpret the result of next 3 purchases in grey boxes
5. Repeat Step 3 and Step 4 for any changes of variable levels

TC Purchase Test Excel v1.0 (TCd) *(Download as .xlsx before use)*

TC Purchase Test.xlsx

1. Ensure the strategy used in current TC publication is **TCd**, the Excel is NOT for other strategies in TC, make sure you have studied the strategies well before using the Excel.
2. Read the precautions at cell A20 for any possible inaccuracies caused with comparison to the sim
3. Enter your current level of variables from r1 to dTexp in cell C3 to cell C9
4. Interpret the result of next 3 purchases in grey boxes
5. Repeat Step 3 and Step 4 for any changes of variable levels

Extension Guides

A Possible Idle RZ Theory By Time

https://exponential-idle-guides.netlify.app/guide-extensions/rz-black-hole/

- A new strategy (RZBHLong) involving the pre-assumed publication duration has been proposed
- To do this strategy, one should convert publication duration to in-game t, multiply by 60% and choose a time for black hole that is sufficiently close to the time calculated above
- This strategy is an idle strategy, it is NOT applicable to semi-idle or active publication

Files

A Possible Idle RZ Theory By Time

Original Scripts

Evaluating the Effect of Time for Implementing Black Hole on RZ CT Progression.docx

Evaluating the Effect of Time for Implementing Black Hole on Delta Progression of RZ CT.docx

Raw Data

Value Delta.xlsx

Value Original.xlsx

Analysis, Result

Zeros With z' Larger Than 7.xlsx

New Values.xlsx

Discussion for bht/pubt

bht-pubt ratio (New).xlsx

From Complicated to Simple, From Bruteforce to General - A New Direction to Approach MF CT

https://exponential-idle-guides.netlify.app/guide-extensions/mf/

- There are mainly 3 reset patterns used in MF depending on the publication rho of publication, namely e4.5/1 v2 resets, e9/2 v2 resets, and e6/1 v4 reset.
- The criteria have been investigated and listed as in MFRC.
- A publication table, like BaP, is not likely but still possible in MF.
- Further investigations were done to fairly compare each variable buying strategy between MFd, MFd2 and MFd3, which indirectly find MFVariantdxdxdx to be effective in a considerable proportion of publication

Files

From Complicated to Simple, From Bruteforce to General - A New Direction to Approach MF CT

Original Scripts

From Complicated to Simple, From Bruteforce to General - A New Direction to Approach MF CT.docx

Raw Data, Analysis, Result, Discussion, Discovery of MFRC, MFVariantdxdxdx

New MF Investigation.xlsx

Use of MFVariantdxdxdx in step sim compare to sim without the new strategy

