




hi

Setting Up the Beginning of the Year



Steps	Activity										
1	<p>Log into your Wake ID Portal https://wakeid.wcpss.net</p>  <p>Username: Lunch Number Password: Lunch Number, unless you changed it</p> <p>★If you can't login, email me at sawhittington@wcpss.net and I'll reset your password.★</p>										
2	<p>Go back to your Wake ID, Click on Outlook (email)</p>  <p>You NEED to use this account if you ever need to email me My email is sawhittington@wcpss.net. ★This is the BEST way to communicate with me.★</p>										
3	<p>Go back to your Wake ID, Click on Google Classroom</p>  <p>Join the class:</p> <table border="1" data-bbox="259 1607 727 1978"><thead><tr><th>Period</th><th>Code</th></tr></thead><tbody><tr><td>Core 1</td><td></td></tr><tr><td>Core 2</td><td></td></tr><tr><td>Core 3</td><td></td></tr><tr><td>Core 4</td><td></td></tr></tbody></table> <p>★We'll be using this for our announcements, assignments, and resources.★</p>	Period	Code	Core 1		Core 2		Core 3		Core 4	
Period	Code										
Core 1											
Core 2											
Core 3											
Core 4											

4

Go back to your Wake ID.
Click on **Powerschool**



We'll be using this for all grade communication.

★ There is an app available that your parents can use to stay connected. ★

5

In your Wake ID, Click on the blue **Canvas** icon




In your dashboard, you should see your Math Course.

Click on it to see all the topics and online workbook materials we will be using this year.

6

Go back to your Wake ID.
Click on **Dreambox**.




We will be using this all year for Math practice and acceleration.
Students are expected to complete 5 lessons weekly.

7

Open new tab

Go to my **Google Site**: <http://bit.ly/2kBKz5t>



★ We'll be using this to help you and your parents know what's going on. ★

