



Lot 16 – 224N FFS MS GIDDI 224G (742492)

EPDs as of 03/29/26													
	Birth Wt	Weaning Wt	Yearling Wt	Milk	Mat WWt	Fat	Rib Eye Area	Marbling Score	Carcass Wt	Docility	Stayability	Calv. Ease Direct (%)	Calv. Ease Dtrs (%)
EPD	-2.3	+45	+56	+11	+33	-0.10	+0.68	-0.3	+0.7	+7	+10	+18.2	+7.0
Accuracy	.34	.27	.24	.19	-	.09	.14	.10	.16	.28	.10	.28	.18
Breed Avg. EPDs for 2024 Born Calves Click for Percentiles													
EPD	-0.5	60	89	19	49	-0.05	0.60	0.1	21.6	11	16	13.3	6.2


<https://i4.abri.au/online/cgi-bin/i4.dll?1=233021&2=2420&3=56&5=2B3C2B3C3A&6=5A5F5F585A24&9=5F5F5E5A>

Lot 17 – 329N FFS MISS 278Z (684065)

EPDs as of 03/29/26													
	Birth Wt	Weaning Wt	Yearling Wt	Milk	Mat WWt	Fat	Rib Eye Area	Marbling Score	Carcass Wt	Docility	Stayability	Calv. Ease Direct (%)	Calv. Ease Dtrs (%)
EPD	-1.1	+41	+46	+13	+33	-0.10	+0.61	-0.2	+0.2	+9	+14	+14.4	+6.6
Accuracy	.38	.28	.26	.24	-	.09	.14	.10	.16	.31	.10	.29	.18
Breed Avg. EPDs for 2024 Born Calves Click for Percentiles													
EPD	-0.5	60	89	19	49	-0.05	0.60	0.1	21.6	11	16	13.3	6.2


<https://i4.abri.au/online/cgi-bin/i4.dll?1=233021&2=2420&3=56&5=2B3C2B3C3A&6=5B5D5B5A2427&9=5F5F5E5E>

Lot 18 – 112N FFS MS JACLYNN 112J (750272)

EPDs as of 03/29/26													
	Birth Wt	Weaning Wt	Yearling Wt	Milk	Mat WWt	Fat	Rib Eye Area	Marbling Score	Carcass Wt	Docility	Stayability	Calv. Ease Direct (%)	Calv. Ease Dtrs (%)
EPD	+0.9	+37	+49	+25	+44	-0.11	+0.72	-0.4	+2.8	+6	+12	+12.4	+4.8
Accuracy	.34	.28	.25	.20	-	.02	.16	.03	.18	.29	.12	.29	.20
Breed Avg. EPDs for 2024 Born Calves Click for Percentiles													
EPD	-0.5	60	89	19	49	-0.05	0.60	0.1	21.6	11	16	13.3	6.2


<https://i4.abri.au/online/cgi-bin/i4.dll?1=233021&2=2420&3=56&5=2B3C2B3C3A&6=5A5E595E2527&9=5F5F5E58>

Lot 19 – 06N FFS MS GENIE 06G (742351)

EPDs as of 03/29/26													
	Birth Wt	Weaning Wt	Yearling Wt	Milk	Mat WWt	Fat	Rib Eye Area	Marbling Score	Carcass Wt	Docility	Stayability	Calv. Ease Direct (%)	Calv. Ease Dtrs (%)
EPD	-3.5	+28	+34	+26	+40	-0.11	+0.70	-0.4	-1.5	+7	+11	+22.6	+9.0
Accuracy	.38	.30	.26	.21	-	.04	.17	.04	.17	.30	.14	.29	.21
Breed Avg. EPDs for 2024 Born Calves Click for Percentiles													
EPD	-0.5	60	89	19	49	-0.05	0.60	0.1	21.6	11	16	13.3	6.2

<https://i4.abri.au/online/cgi-bin/i4.dll?1=233021&2=2420&3=56&5=2B3C2B3C3A&6=5A5F5F5A2458&9=5F5F5D5F>

Lot 20 – 327N KVC MS ZIP 314Z (683884)

EPDs as of 03/29/26													
	Birth Wt	Weaning Wt	Yearling Wt	Milk	Mat WWt	Fat	Rib Eye Area	Marbling Score	Carcass Wt	Docility	Stayability	Calv. Ease Direct (%)	Calv. Ease Dtrs (%)
EPD	+0.5	+39	+53	+21	+41	-0.11	+0.77	-0.3	+9.4	+6	+12	+12.3	+4.0
Accuracy	.43	.31	.28	.31	-	.09	.16	.11	.17	.35	.16	.32	.24
Breed Avg. EPDs for 2024 Born Calves Click for Percentiles													
EPD	-0.5	60	89	19	49	-0.05	0.60	0.1	21.6	11	16	13.3	6.2

<https://i4.abri.au/online/cgi-bin/i4.dll?1=233021&2=2420&3=56&5=2B3C2B3C3A&6=5B5D5B5B5C58&9=5F5F5D5E>