



RIISING 8TH GRADE SUMMER READING
Optional Extra Credit for Honors and Academic Reading Classes
Due Friday, August 1, 2025

In order to be eligible for prizes you must turn in the assignment by the due date.

Dear Student,

It's time to enjoy your summer break with a good book. You now have the opportunity to earn an awesome grade for the first quarter in your ELA class, have your name entered to win outstanding prizes, and have some additional outside recreation time!



Anyone who completes the assignment will be entered in a drawing to receive one of the following prizes:



- a free yearbook
- a ticket to Neptune Island Waterpark
- a free ice cream once a week for the entire first semester!
- 25 minutes of extra outside rec time!

Guidelines

Read at least one book that meets the following requirements:

- Academic: The book should be at least 150 pages and a Lexile of 600 or above.
- The book should be appropriate for middle school students.
- The book should be primarily text-focused (No graphic novels, manga, comic books, etc.)
- The book may be fiction or literary nonfiction.

You may find books digitally through your iPad by accessing Classlink and going to one of the following:

- Renaissance icon and choosing MyOn. 
- Teen Book Cloud icon and entering the Discus username and password. Students have been given the username and password for this link. 
 - Username: discus2025
 - Password: idea1!
- If you have any problems accessing these sites, please email diane.rivers@darlington.k12.sc.us

You may also check-out books from the Hartsville Memorial Library or purchase books from The Nook or sites such as Amazon.

You may choose your own book, but below is a list of books that might interest you:

- *Ghost* by Jason Reynolds
- *I Survived Books* by Lauren Tarshis
- *Deathwatch* by Robb White
- *Bystander* by James Preller
- *Scorpions* by Walter Dean Myer
- *Theodore Boone: Kid Lawyer* by John Grisham
- *Code Orange* by Caroline B. Cooney
- *The Giver* by Lois Lowery
- *A Handful of Stars* by Cynthia Lord
- *Princess Academy* by Shannon Hale
- *Watson's Go to Birmingham* by Christopher Paul Curtis
- *Last Man Out* by Mike Lupica
- *Chronicles of Narnia* by C.S. Lewis

- *Wednesday Wars* by Gary Schmidt
- *El Deafo* by Cece Bell
- *Hatchet* by Gary Paulsen
- *The Hundred Dresses* by Eleanor Estes
- *Dear Student* by Ellie Swartz
- *That Was Then, This is Now* by S.E. Hinton
- *Romiette and Julio* by Sharon Draper
- *Cinder: The Lunar Chronicles* by Carrie R. Wheadon
- *Al Capone Does My Shirts* by Gennifer Choldenko
- *Touching Spirit Bear* by Ben Mikaelson
- *Artemis Fowl* by Eoin Colfer
- *Blended* by Sharon Draper
- *Dragon's Keeper* by Janet Lee Carey
- *The Red Queen* by Victoria Aveyard

Choose ONE of the projects to complete.

Choice #1 STORYBOARD Project

You are going to create a storyboard for the book of your choice. Your storyboard should include: **10 events in chronological order.** (You may use the front and back of unlined, plain white paper, OR you may choose to use a digital storyboard format.)

The project will include...


1. the title and author of the of novel
2. 10 important events from the novel depicting the beginning, middle, and end of the story.
(Remember there should be at least 10 slides displaying these important events).
3. Each event will need:
 - a color illustration representing the event
 - at least 3 sentences briefly explaining the event
 - to show a clear beginning, middle, and end
 - to be in the order it occurred in the story
 - to be grammatically sound

SEE THE RUBRIC AND SAMPLES BELOW

Rubric

Requirement	Possible Score	Student Score and Teacher Notes
Title, author, your first and last name	5 Points Total	
10 Event Slides - <ul style="list-style-type: none"> • in the order the event occurs • represents important information from the novel • has a clear beginning, middle, and end • a minimum of 3 complete sentences per slide 	50 Points Total (5 points per slide)	
10 Illustrations- <ul style="list-style-type: none"> • one illustration for each slide • color • detailed enough to depict the event it represents 	40 Points Total (4 points per slide)	
Grammar and Overall Presentation	5 Points Total	

Sample Storyboards



Choice #2 Alternative Ending Project

How many times have you wished you could rewrite the ending of a book? Here's your chance to tie up all the loose ends and resolve the story in a way you like. Write at least five paragraphs to retell the ending. Include at least 5 specific references to quotations that influenced your new ending. Add an additional paragraph that names a theme. Explain how your new ending helps develop the theme. You may write the ending on paper OR you may type the ending in Google or Word.

RUBRIC

Logical Retelling with Quotes 25 points	The writing reflects careful attention to detail and effort, and guidelines were completely followed. (At least 5 paragraphs, logical ending)	Student Score and Teacher Notes
Relevant Quotes 25 points	5 Quotes from the text within the new ending.	Student Score and Teacher Notes
Mechanics of Writing 25 points	The writing reflects appropriate spelling, grammar, punctuation, and sentence formation.	Student Score and Teacher Notes
Development of Theme 25 points	Additional paragraph that names a theme and explains how the new ending develops that theme.	Student Score and Teacher Notes

Choice #3 Photo Montage Project

Your task is to create a small collage to represent the novel that you chose to read over the summer. The project can be submitted as a collage poster OR some type of online photo collage maker.

Compile a selection of at least 15 images depicting key elements of the story. You can include pictures that you cut from magazines, find on the internet, or draw yourself.

- Some ideas for depicting key elements of the story include (but are not limited to) the following:
 - o Words from the book that you didn't know or found interesting
 - o Words that are significant to the plot or characters
 - o Pictures of what you envision the characters to look like (a quote from the character that reveals the character's personality)
 - o Pictures that represent the setting
 - o Pictures that represent the conflict
 - o A visual representation of the lesson the author is trying to teach you.
- On the back of the poster or on an additional slide to your digital collage make a bulleted list with a one sentence explanation of why you chose 15 of your pictures.

Make sure the title AND author of your book are prominently displayed on your collage.

A title and a caption must accompany each picture and provide a clear explanation as to how that picture relates to the book itself.

There should be very little unfilled space.



RUBRIC

A minimum of 15 pictures 40 points	Pictures are relevant to the story and reveal characters, setting, conflict, theme...	Student Score and Teacher Notes
A Bulleted List 30 points	At least 15 one sentence explanations on the back of the collage or on a digital slide.	Student Score and Teacher Notes
Visual Appeal 20 points	Layout reveals effort to be creative and intentional in placement of the graphics.	Student Score and Teacher Notes

Little Unfilled Space 10 points	The pictures cover most of the poster or slide.	Student Score and Teacher Notes
------------------------------------	---	---------------------------------

Choice #4 Music or Spoken Word Project

Your task is to write **a rap, a song, or a spoken word poem** about your book.

Your created piece should:

- be written in stanza format
- have at least 10 stanzas and at least 42 lines
- include mention of characters
- develops the theme
- be performed by you and videoed

You will submit your written piece and your video performance.

RUBRIC

Written in stanza format	Student Score and Teacher Notes
Has at least 10 stanzas and at least 42 lines	Student Score and Teacher Notes
Mentions characters and develops the theme	Student Score and Teacher Notes
Performed and videoed	Student Score and Teacher Notes

Example

Book: *Chronicles of Narnia* by C.S. Lewis

Song: "Lion" by Cary Barlowe

Mysterious

That's what I call You

I'm curious about You

I'm scared and not sure that You are safe

But Your eyes seem to say that You are good

This is not a dream that I'm living

This is just a world of Your own

You took me from all that I knew

Shown me how it feels to hope

With You with me, facing tomorrow together

I can learn to fly

Feels like I'm living in a lion's mouth, but the lion is (an angel)

Wise eyes, You see the core of me

Your gentleness melts me

And now I know that words cannot describe

The power that I feel when I'm with You

This is not a dream that I'm living

This is just a world of Your own
You took me from all that I knew
Shown me how it feels to hope
With You with me, facing tomorrow together
I can learn to fly
Feels like I'm living in a lion's mouth, but the lion is (an angel)

Is an angel...

Peace and power, love forever
Who am I to stand before You?
I am speechless
But in my weakness
You are here and all is well

You took me from all that I knew
Shown me how it feels to hope
With You with me, facing tomorrow together
I can learn to fly
Feels like I'm living in a lion's mouth, but the lion is (an angel)

This is not a dream that I'm living
This is just a world of Your own
You took me from all that I knew
Shown me how it feels to hope
With You with me, facing tomorrow together
I can learn to fly
Feels like I'm living in a lion's mouth, but the lion is (an angel)

Is an angel...