

*"Real change lies within all of us. It is in the choices we make every day."
Megan Rapinoe, professional soccer player, gender equity advocate*

Greetings on this final Friday of September!


Updates, Reminders, and Instructional Supports...

(Teacher Evaluation Standard III: Teachers Know the Content They Teach, Teacher Evaluation Standard IV: Teachers Facilitate Learning for Their Students, & Standard V: Teachers Reflect on Their Practice)

CREATIVE CURRICULUM FIDELITY: During the first few weeks of October I will visit classrooms for up to 2 hours completing the **Teacher-Child Interaction indicators**:

17. The teacher and teaching assistant establish a positive classroom climate.
18. The teacher and teaching assistant guide children's behavior in positive, effective ways.
19. The teacher and teaching assistant use effective strategies for guiding children's learning.

This first visit will highlight all the wonderful interactions that occur in your classroom throughout the day and will provide us with a baseline for professional growth in this area. This first visit will be 'announced' and I intend to share the raw data with you on the day I visit. I will electronically share the official feedback as soon as it is complete.



TS TEACHER: You may have noticed that the TS Teacher app and Google Translate app were added to your teacher iPad. Ms. Rahil at Smart Kids 7 and I discovered this week that Instructional Assistants do not have an option of adding this app to their personal device. Instead, you may want to share the use of the teacher iPad and/or log in using the lead teacher credentials.

LESSON PLAN REMINDERS: This week in the new teacher PLC Coach Carter shared the lesson plan expectations again in more detail. Her presentation included [this document](#) that was linked to our Playbook earlier in the year. There were some additional changes made to the lesson plan expectations this year and I will support you in refining your lesson plans to meet those expectations.

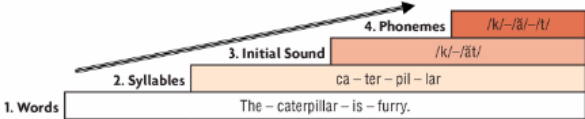
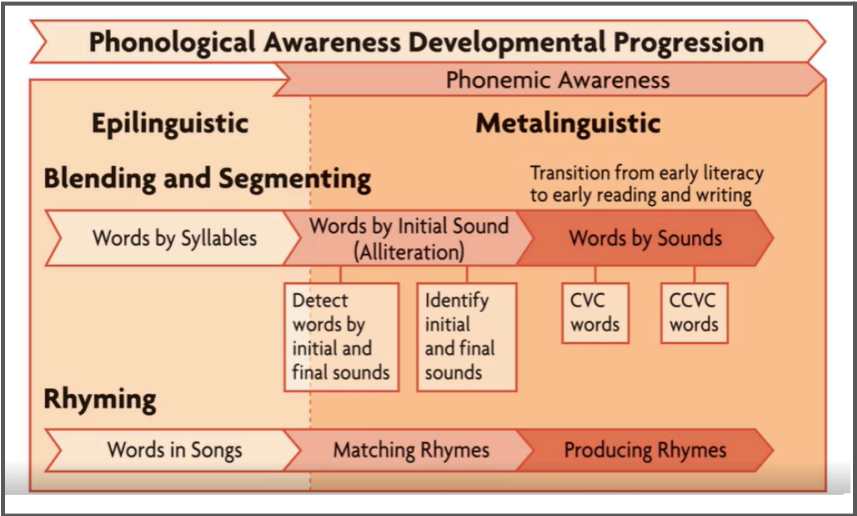
[This document](#) was linked to the new teacher presentation and may help all of you as you add standards to your lesson components.

PAC TIME: PAC time is included in the MECK Pre-K instructional day to address the latest Science of Reading research. Each lesson should contain an opportunity to play with the sounds of language (**Phonological Awareness** - ODL 15) and provide an opportunity for letter learning (**Alphabet Knowledge** - ODL 16). Within this context you may also include instruction on the **Concepts of Print** (ODL - 17b). This component is completely data driven and teacher designed.

As we *follow the science* and refine our beliefs, we need to understand the shift in beliefs are based on research:

OLD IDEA Teachers used to think...	NEW IDEA But now we know...
Phonological Awareness is learning to manipulate word structure, independent of meaning	Understanding word <i>meaning</i> is also important to manipulating word structure (becoming metaphonological)
Rote memorization and repeated practice have to be "drill and kill ."	"Practice can be done with "drill and skill " activities. These activities can absolutely be fun, playful, engaging and developmentally appropriate" (LETRS p. 147)
Alphabet knowledge develops through embedded opportunities like shared writing and alphabet puzzles.	Children acquire alphabet knowledge more efficiently with systematic, direct instruction.

Next, we need to understand the research behind the teaching and learning process as it relates to Phonological Awareness. The graphic below shows the progression of teaching/learning.



Language Essentials for Teachers of Reading and Spelling (LETRS)


Now that we’ve established the foundation for our PAC time instruction, each week I will provide some simple instructional opportunities that you may choose to add to your daily PAC time component of the lesson plan and/or embed throughout the day.


INSTRUCTIONAL SUPPORTS:

[Pacing Guide](#) [MECK Pre-K SharePoint Resource Folder](#) [McClanahan's Pre-k Pages](#) site:
NOTE: If you are looking for a particular resource, there is a search icon at the top, right corner of each page on my site.

OPTIONAL supplemental activities

ALPHABET KNOWLEDGE - INSTRUCTIONAL TIPS:

LID - ODL 16a level 2	
<p>Own Name Advantage</p> <p>Introduce the first letters in the names of your students using this script from the Enhanced Alphabet Letter Knowledge Template - EAK Research</p> <p>Letter Name/Sound instruction:</p> <p>Instructional Materials: Letter Cards that represent the first letters in the names of your students.</p> <p><i>Simple version...</i></p> <ol style="list-style-type: none">1. Teacher identifies the letter by name2. Students say the letter name 3 times3. Teacher explicitly teaches the letter sound4. Student practices the letter sound5. Student locates the letter in text and repeats the name/sound6. Teacher explicitly models how to form the letter7. Students practice writing the letter	<p>Password</p> <p>(transition activity)</p> <p>This is an example of an own name advantage activity, password. The letters used as a password are the first letters of all the students in the class. Shapes were added as differentiation for the few students who know all of their letters.</p> 

Concept of Word - ODL 15c level 2	Rhyming Completion - ODL 15a - level 4 <i>LETRS pg. 104~"A sense of rhyme develops with an awareness and detection of rhymes in song..."</i>
<p>Exposure & Explanation stage</p> <p>My Name is a Word</p> <p>One of the simplest ways to develop a 'concept of word' is to use student name cards.</p> <p>"This is the name _____. Let's spell it ... The letters in this order make the name _____."</p> <p>video</p> 	<p>Exposure & Explanation stage</p> <p>1. During PAC read predictable books repeatedly and encourage students to join in with you.</p> <p>Books with Repetitive, Predictable Text</p>

QUICK LINKS TO PROGRAM SUPPORT DOCUMENTS:

[Meck Pre-K Playbook for teachers](#)

[McClanahan Cohort - SharePoint](#)

Dates to Remember...

October

02 - Trees study begins
10 - PLC meeting (Mint Hill Library)
10 - Medical and Dental deadlines
16 - PAST assessment window opens
18 - Early Release Day - PD TBA
24 - Zoom PLC
26 - Trees study ends - Celebration of Learning
27 - Simple Machines study begins
27 - PAST assessment window closes

November

03 - Last day to enter TSG notes for 1st Trimester
06 - Teacher Workday - PD Mathematics in Creative Curriculum
06 - 1st Trimester Checkpoint window opens
10 - HOLIDAY
14 - PLC Meeting (Mint Hill Library)
17 - Checkpoint window closes - Finalize ALL checkpoints
20 - Parent Teacher Conferences begin
22 - Annual Leave
23 - HOLIDAY
24 - HOLIDAY
28 - Zoom PLC

Now on to my schedule...

I plan on following this visit schedule but will adjust as needs arise.

Monday, October 2	Tuesday, October 3	Wednesday, October 4	Thursday, October 5	Friday, October 6
MECK Pre-K/ Smart Start	Alliance - McAlpine <i>(McCrea/sub)</i> Crossway Academy <i>(Long/Zambrano)</i>	Sunshine House <i>(Brinkman/Locure & Reynolds/Thorpe)</i>	Cadence Academy – Raintree <i>(McKoy/Clem)</i> Smart Kids 7 <i>(Heard/Rahil)</i>	CN 95 <i>Make-ups</i> TBD

I look forward to documenting all your wonderful interactions this month!

T.