

G1:Lesson 5.1 Super Women

Topic: *Miriam – The Big Sister with Big Faith*

Age: 1-3

Objective: At the end of the lesson, the children will be learning that our mothers will do anything to protect us. They will be able to learn to be courageous to do what is right.

Welcome Time: Greet and welcome the children to class. Engage children in free play or engage them in games to the lesson of the day.

Prayer/Worship: [click here](#)


Action songs-

Review the previous lesson. Ask if anyone remembers the lesson by giving them clues to refresh their memory.

Memory Verse:

Hebrews 11:23 "By faith, Moses' parents hid him for three months after he was born"

Bible Story/ Teaching Time: Exodus 2:1-10



The people in Egypt forgot all about Joseph and how he had helped them.

One of the pharaohs had a bad idea. He said, "There are too many Israelites. We should make them slaves." So, they did.

But Israel only grew bigger.

The pharaoh had a worse idea. "We should hurt all the baby boys of Israel."

1



All the mothers were very sad.

One mother was Jochebed. She gave birth to a son.

She hid her baby. But she couldn't hide him any longer.

She put her baby in a basket.

Jochebed hid the basket in the reeds of the Nile River.

2



The baby had a sister named Miriam.

Miriam watched the basket.

Pharaoh's daughter went to the river to take a bath.

She noticed the basket in the reeds.

When she saw the baby, she felt sorry for him.

She wanted to keep the baby as her own.

3



Miriam ran up to her. "Would you like me to find someone to care for the baby?" "Yes."

Miriam called her mother.

Jochebed took her baby home and cared for him until he was older.

Then she took him to the pharaoh's daughter.

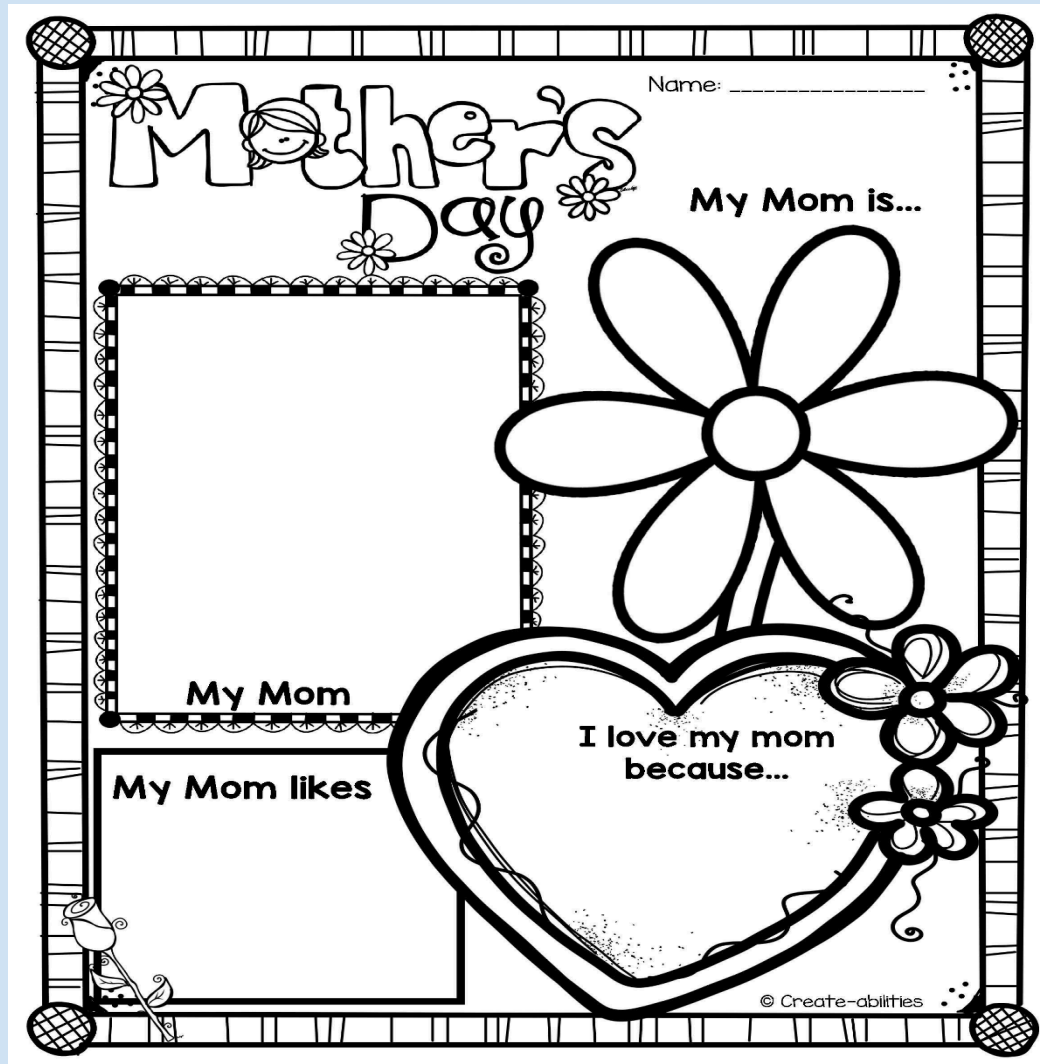
The pharaoh's daughter called him Moses.

4

Discussion Questions (5 minutes)

- Who is the mother of Moses? (Jochebed)
- Where did his mother hide him? (Basket)
- Who found him? (Pharaoh's daughter)

Activities (10 minutes) –



Closing Prayer: Thank you, Lord, for giving our mothers the grace to protect us even when things are hard. Amen



Moses Basket craft

Easy to make weaving craft.



Easy Baby Moses Craft for Kids





Copy link

Watch on  YouTube




Spot 5 differences



© 2021 truewaykids.com


Sink or Float

Tick the items that float



© 2021 truewaykids.com

Practise your pen control and draw some waves



© 2021 truewaykids.com

Circle the items for a baby



© 2021 truewaykids.com