

Year 9 History Skills Revision Guide

This guide will help you prepare for your upcoming history assessment by explaining how to approach different question types and giving you some content-based prompts to think about. Make sure you use your **class notes and lesson materials** alongside this guide to strengthen your responses.

1. How to Answer an Inference Question

What is an Inference?


An inference is an educated guess based on evidence. In history, we use sources to **work out something that is not directly stated**. You need to read between the lines and think about what the source suggests.

How to Structure Your Answer

1. **Identify an inference** – What can you work out from the source that isn't directly stated?
2. **Support it with evidence** – What part of the source suggests this?
3. **Explain the significance** – Why is this important?

Practice Prompts:

- **World War I trench warfare** – What conditions did soldiers face, and how did they cope?
- **Experiences of different soldiers in war** – How might perspectives differ based on nationality?

 **Tip:** Always include two inferences, each supported with evidence from the source.

2. How to Answer an Interpretation Question

What is an Interpretation?

An interpretation is a historian's opinion about the past. These questions ask you to evaluate how far you agree with a statement or perspective.

How to Structure Your Answer

1. **Explain the interpretation** – What is the historian arguing?
2. **Give evidence that supports the interpretation** – Why might this view be correct?
3. **Give evidence against the interpretation** – Why might others disagree?
4. **Reach a conclusion** – How far do you agree overall?

Practice Prompts:

- **Turning points in World War II** – Was the Battle of Britain the most important moment in the war, or were other events more significant?
- **The impact of key military and political decisions** – How did different choices shape the war's outcome?

✓ **Tip:** Use phrases like “**On the one hand...**” and “**However, some historians argue...**” to show a balanced argument.

3. How to Identify a Key Feature

What is a Key Feature?

A key feature is an important detail about a historical event, person, or period. When asked to identify a key feature, you must choose something **specific** and explain its importance.

How to Structure Your Answer

1. **Identify the key feature** – What is an important detail?
2. **Describe it briefly** – What happened?
3. **Explain its importance** – Why does it matter?

Practice Prompts:

- **What was it like under the Tsar's rule in 1917?** – What were people concerned about?
- **Methods used to control opposition** – How did the Bolsheviks maintain their authority?


✓ **Tip:** Be specific – don't just say “propaganda” or “policies”; give an example!

Final Advice


- **Practice using sources** to spot hidden meanings and key details.
- **Use evidence in every answer** – always support what you say.
- **Think like a historian!** Ask yourself, *Why does this matter?* and *How does it connect to the bigger picture?*

By mastering these skills, you will be well prepared for your assessment. Use this guide alongside your **class notes and lesson materials** to develop strong historical arguments!


Whitechapel & Jack the Ripper

 Jack the Ripper Printables Combined.pdf


WW1 Soldiers experiences

 letters-from-the-first-world-war-1915-2-training.pdf

The Romanovs & the Russian Revolution

 Murder of the Romanovs (1) (1).pdf

WW2: The key turning points

 WW2 Booklet