

Dev

13-02-2022

1) We can add multiple **TAGS** to an issue or a solution which would be a hyperlink and clicking on that tag would show us the other issues under the same tag.

- If you need specific attention from someone, you can invite people, and they will receive an email.

Remember our [Code of Conduct](#).

[Fran](#) and [Michael](#) are administrators of this group - contact us if you have any questions.

THREADS

POLLS

MEMBERS

FILES


SETTINGS

open ▾

tags ▾

Search threads in Client Team


NEW THREAD



We have an important decision to make Company decision Guide

19 replies · Last active 36 minutes ago


...



Penbrough District Council Proposal External Client

22 replies 1 unread · Last active 37 minutes ago


mark as read ...



Green infrastructure project progress Client Campaign Omega

5 replies · Last active 41 minutes ago


...



Ideation process Ideation Strategy Guide

11 replies · Last active July 6

...



Deciding on a discount policy for our workshop Workshop Consent process

3 replies · Last active July 2

...

We can see the Tags in the above picture.

2) There could also be a **pictorial graph on the detailed solution page** that would show the percentage of users accepting, abstaining and declining the proposed solution.



Michael started a proposal · July 6

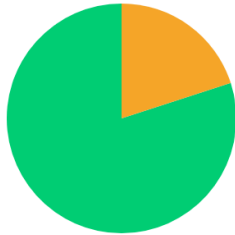
Client proposal is ready

Closing 2021-07-09 14:00

External

Client

Results



Agree 4 (80%)

Abstain 1 (20%)

Disagree 0 (0%)

5 of 6 people have voted (83%)

translate

change your vote

invite

remind

...



Fraser Reeves · July 6



This is a great proposal, you have really understood us!

edited



Michael · 21 hours ago



change your vote



Iona · 21 hours ago



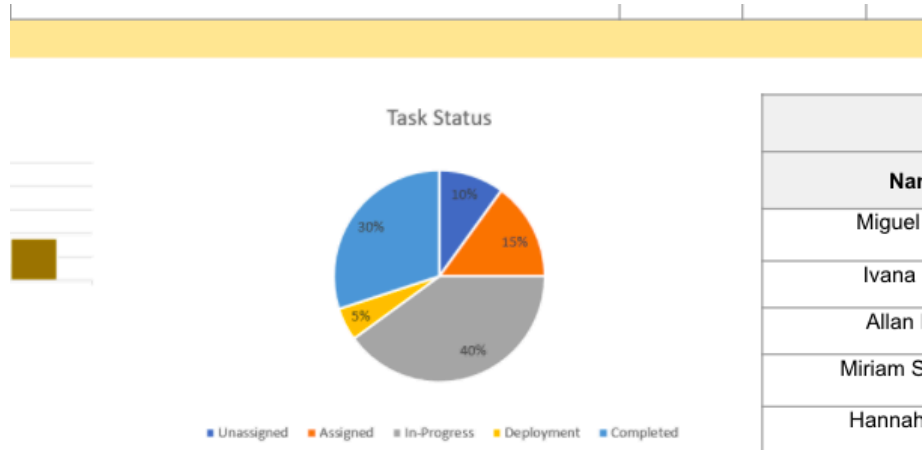
Rahul Watson Govindan · 20 hours ago



Excellent work

- 3) The **People** Commenting under the post can also **have the icon of their response**, i.e. the green thumbs up is they have accepted, yellow if they have abstained, etc.(We can have our own symbols and these are just for references)

4) Under the Task Status graph made by Mark,



We can have a **different graph for the ongoing** tasks and a **Real-Time Number** Counter for the tasks completed.