








The First Letter of The First Word Must Be Capitalized (Except Conjunctions)

Author's full name (First and last names without abbreviations)¹   | Author's full name (First and last names without abbreviations)²  | Author's full name (First and last names without abbreviations)³ 

¹  Institutional affiliation and country of the first author. Do not enter job title, education level, or ranks; only institutions, departments, or laboratory.

² Institutional affiliation and country of the second author. Do not enter the job title, education level, or ranks; only institutions, departments, or laboratory.

³ Institutional affiliation and country of the third author. Do not enter the job title, education level, or ranks; only institutions, departments, or laboratory.

Abstract

Times New Roman font, size 10, and single line spacing.

Keywords: At least three and not more than six, but not included in the title. All separated by a comma and only proper names with capital letter. Times new roman font, size 10, and single line spacing.

How to cite: Lastname, F. N. (2 25). Tittle. *Internatioanl Journal of AgroEduTech-Tourism (IJAETT)*, 1(1), 1-5

1. Introduction

Insert text (times new roman font, size 10, and single-line spacing).

The Introduction should briefly contextualize the study within its broader field, emphasizing its significance and necessity. It should provide a general overview of the study, define a problem, highlight the purpose or justification for its execution, and clearly state the study's objective. Additionally, hypotheses should be addressed in this section.

The current state of the research field should be meticulously reviewed, and relevant key publications, particularly recent ones, should be cited. The Introduction should be comprehensible and seamlessly connect the points mentioned above with a dynamic flow of reading, ensuring accessibility to scientists outside the specific research field. Citations should be presented in parentheses, using only the last name of the first author followed by the year, without commas or periods.

Examples of citations:

Single author: Always capitalize the first letter of the author's last name, regardless of whether it appears inside or outside parentheses. For instance, in the text: (Mustofa, 2019) or Mustofa (2019).

Two authors: When referencing an article authored by two individuals, include both authors' last names followed by the publication date each time you mention it in the text. For example: Sarjan and Mustofa (2023) or (Sarjan & Mustofa, 2003).



Three or more authors: In cases where a work has three or more authors, only the last name of the first author should be used, followed by the Latin expression “et al.”, and then the publication date. For instance: Ahmed et al. (2023) or (Ahmed et al., 2023).

The citation and reference formatting standard guidelines set by the American Psychological Association (APA).

2. Materials and Methods

Insert text (Times New Roman font, size 10, and single-line spacing).

The Materials and Methods section should provide enough detail to enable others to replicate and build upon the published results. When submitting your manuscript for publication, you must make all materials, data, computer code, and protocols associated with the publication accessible to readers. Any restrictions on the availability of materials or information should be clearly disclosed at the submission stage.

For new methods and protocols, provide a detailed description. For well-established methods, provide a brief summary and appropriate references.

2.1. Subtopic title

Insert text (Times New Roman font size 10, and single-line spacing).

2.2. Subtopic title

Insert text (Times New Roman font, size 10, and single-line spacing).

2.3. Subtopic title

Insert text (Times New Roman font, size 10, and single-line spacing).

Equations and mathematical contents:

For more complex equations, using the "Equation" feature available in software such as Microsoft Word is recommended. **Note:** Do not use figures or screenshots to represent equations.

$$X + y = 1 \quad (1)$$

$$f(x) = a_0 + \sum_{n=1}^{\infty} \left(a_n \cos \cos \frac{n\pi x}{L} + b_n \sin \sin \frac{n\pi x}{L} \right) \quad (2)$$

$$b + c = 2 \cos \cos \frac{b \cdot c}{\Psi} \quad (3)$$

3. Results

Insert text (Times New Roman font, size 10, and single-line spacing).

The Results section can be organized into subheadings as needed. It should present a clear and concise description of the experimental results, their interpretation, and the conclusions that can be drawn from the experiments.

Note: Results may be accompanied by discussion in the same section or separately. If so, the section will be titled “Results and Discussion.”

Figures

Ensure that all figures are legible and of high quality. PNG, JPG, and TIFF formats with higher quality are welcome. The caption (title) should be placed at the bottom of the image. All figures must be referenced in the text (e.g., Figure 1, Figure 2) before they appear.

Note: Figures should be provided sequentially at the end of the manuscript, i.e., after the References section.

Follow the example below to create Figures:




Figure 1 Insert text (Times new roman font, size 9, and single-line spacing).

Tables

All tables must be numbered using Arabic numerals and cited in the text in numerical order. Before they appear, all tables must be explicitly called in the text (e.g., Table 1, Table 2, etc.). Each table should be accompanied by a caption (title) at the top. Additionally, any previously published material must be referenced at the bottom of the table using footnotes. Table footnotes should be indicated by superscript lowercase letters (or asterisks for significance values and other statistical data) and should be included within the table’s body.

Note: Tables should be provided sequentially at the end of the manuscript, i.e., after the References section. Follow the example below to create Tables:

Table 1 Insert text (Times new roman font, size 9, and single-line spacing).

Years	Rainfall	Regions	P
2019	368.2 ± 22.4 ^b	A	0.03
2018	380.1 ± 22.4 ^a	B	0.02
2017	345.5 ± 18.9 ^c	C	0.03
2016	405.0 ± 35,5 ^a	D	0.02
2015	361,6 ± 15.4 ^b	E	0.04

Source: Smith (2022) (Times new roman font, size 8, and single-line spacing).
*If the table has a footer.

4. Discussion

Insert text (Times new roman font, size 10, and single-line spacing).

The “Discussion” section of a research paper offers a thorough analysis and interpretation of the study’s results in the context of existing knowledge in the field. It serves as a platform for researchers to delve deeper into the implications and significance of their findings, compare them with previous studies, and explore possible explanations for the observed outcomes. As the results are presented, ensure that you cite references that justify, support, explain, or contradict the data evaluated and found in this study.

In the discussion section, the authors critically evaluate their results, identifying strengths and weaknesses, addressing any discrepancies or unexpected findings, and providing potential explanations or hypotheses. They may also discuss the limitations of the study, such as methodological constraints or potential sources of bias, and propose avenues for future research to further explore the topic. The discussion section often includes a synthesis of the key findings, relating them back to the research questions or objectives outlined in the Introduction.

5. Conclusions

Insert text (Times new roman font, size 10, and single-line spacing).

The conclusions section serves as the culmination of the research findings and provides a concise summary of the key outcomes and implications of the study. In this section, the researchers present their final thoughts and insights based on the analysis and interpretation of the data. It is an opportunity to address the research objectives and hypotheses and determine whether they were supported or contradicted by the findings. The conclusions should be supported by evidence from the results and discussion sections, highlighting the significance and novelty of the research outcomes. Additionally, this section may also discuss the limitations of the study and suggest potential areas for future research. The "Conclusions" section aims to tie together all the threads of the research and provide a clear and coherent summary of the main findings, ultimately contributing to the broader understanding of the research field and potentially influencing future scientific endeavors.

Acknowledgment

Insert text (Times new roman font, size 10, and single-line spacing).

This section offers a chance to express gratitude for any assistance or support received beyond the author's direct contributions or funding sources. It's an opportunity to recognize individuals or organizations that provided administrative and technical support throughout the research process. This could include valuable contributions like guidance from mentors, assistance from laboratory staff, or support from colleagues who offered insightful discussions and feedback. Furthermore, it's an opportunity to acknowledge any donations in kind, such as the provision of materials or equipment used in the experiments, which significantly facilitated the research..

Ethical considerations (not compulsory)

Insert text (Times new roman font, size 10, and single-line spacing).

For more details on how to report this, see "Publication and Research Ethics": www.xxxx

Put "Not applicable" if the study does not require an ethical statement.

Conflict of Interest (not compulsory)

All authors should disclose any personal and/or financial relationships with others or organizations that may improperly influence their paper. A conflict of interest statement should be provided in the manuscript file immediately before the References section. Case there are no Conflicts of Interest, so report "The authors declare no conflicts of interest".

Funding (not compulsory)

The names of the funding organizations should be written in full. If there was no financial aid, it should be reported that "This research did not receive any financial support".

References

The reference list should include only works cited in the text and published or accepted for publication. Personal communications and unpublished works should be mentioned only in the text. Referral list entries must be alphabetized by the first author's surnames of each article. (Times new roman font, size 8, and single-line spacing).

Original papers:

Single author:

Mustofa, H. A. (2024). Utilizing AI for Physics Problem Solving: A Literature Review and ChatGPT Experience. *Lensa: Jurnal Kependidikan Fisika*, 12(1), 78-97. <https://doi.org/10.33394/j-lkf.v12i1.11748>

Two authors:

Listantia, N., & Sarjan, M. (2023). Review of Chemical, Biological, and Epistemological Elements: Mamaq Tradition. *Jurnal Penelitian Pendidikan IPA*, 9(6), 196-203. <https://doi.org/10.29303/jppipa.v9i6.3731>

Three or more authors:

Sarjan, M., Muchlis, M., & Muthahanas, I. (2021). The Diversity of Major Insect Pests at Sugarcane Development Center In Dompu Distrcit, West Nusa Tenggara. *Journal of Science and Science Education*, 2(1), 38-46. <https://doi.org/10.29303/jossed.v2i1.712>

Books:

<https://ejournal.sinoeducationcenter.com/ijaett>

Johnson, M. P. (2017). *Introduction to Artificial Intelligence*. Springer.

Book chapter:

Doe, J. (2018). The Role of Technology in Education. In M. Johnson & K. Lee (Eds.), *Advances in Educational Psychology* (pp. 45-60). Academic Press.

Theses, dissertations and monographs:

Johnson, M. P. (2022). Deep Learning Approaches for Natural Language Processing (Doctoral thesis). Universidade de Stanford, Stanford, CA.

Conferences:

Anderson, S. L. (2018). Cognitive effects of virtual reality exposure therapy in anxiety disorders. In *Proceedings of the International Conference on Virtual Reality* (p. 45). Los Angeles, CA. <https://doi.org/10.11309/ICVR.2019.8743654>

Online Documents/Web Pages:

Smith, J. (2022). How to feed growing cattle. Green Garden. <https://www.example.com/feed-growing-cattle>. Accessed on October 20, 2023.