





Rubric for Painting Hollow-Core Doors

Criteria 	Excellent (3) 	Good (2) 	Needs Improvement (1) 	Records/ Materials	Research Questions
Preparation	<p>Door thoroughly cleaned, sanded, and primed; all hardware removed or masked</p>	<p>Door mostly cleaned, sanded, and primed; most hardware removed or masked</p>	<p>Door poorly cleaned and sanded; hardware not removed or masked</p>	<p>Records: Take pictures of the doors before they are sanded, during the sanding process and after they are sanded, cleaned, and primed</p> <p>Journal entries that include questions I have and answers I get to my questions from the research I do. Also, I will write about any problems I encounter and how I plan to solve them, and then how it went.</p> <p>Materials needed: Sanding paper or sanding block? cleaning cloths, Philips head screwdriver, painters tape</p>	<p>What grit of sandpaper do I need to use? What are the proper techniques for sanding doors? What should I avoid doing? How much do new door handles and hinges cost? Is it difficult to replace door hardware?</p>

Surface Smoothness	Surface is completely smooth with no visible imperfections	Surface is mostly smooth with minor imperfections	Surface is somewhat rough with some visible imperfections	Records: Before and after pictures of the doors showing imperfections before and then lack of imperfections after Journal entries Materials: Wood filler, putty knife	How do I fill a hole in a door?
Paint Application	Paint applied evenly with no streaks or drips; proper number of coats used	Paint mostly applied evenly with few streaks or drips; proper number of coats used	Paint applied unevenly with many streaks or drips; insufficient number of coats	Records: Pictures after prepping the doors, but before painting, then after each coat of paint. Journal entries Materials: Primer, topcoat paint, painting supplies (research what is best & fill in later)	What types of paint are best for painting hollow core doors? What kind of primer is the best? What is the cheapest paint I can use? Where can I buy paint? How many coats of paint are needed? What should I use for painting - roller, brushes, sponges? What other materials do I need?
Edges and Corners	Edges and corners are neatly painted with no overlaps or missed spots	Edges and corners mostly neat with minor overlaps or missed spots	Edges and corners poorly painted with many overlaps or missed spots	Records: Pictures after prepping the doors, but before painting, then after each coat of paint Materials: Are there special materials I need? If so, come back and fill this in with what I need. If not, I will delete this section.	Why are the edges and corners of doors hard to paint? Are they hard to paint?

Final Appearance	Door has a professional, high-quality finish	Door has a good finish with minor flaws	Door has a poor finish with many noticeable flaws	Records: Pictures or a short video after the doors are finished. I will show any flaws and what I could have possibly done to prevent them if I were to paint doors again. If there are no flaws, then good for me, but I think there will probably be some mistakes because I am not perfect and I don't think the doors will be either.	
-------------------------	--	---	---	---	--