






Monitoring your child's Attendance and Report Cards

HTC parents and students have the opportunity to view their attendance and report cards through our school based data software *Schooltools*. There are also features to SchoolTool such as NYS Data surveys, which we will be using throughout the school year. SchoolTool has added the **NYS Digital Access Survey** for the 22-23 School year. Each parent will have the ability to complete the survey for each of their children. (This survey will need to be filled out again each school year). Please see the following steps on how to access SchoolTool and the survey.


How to get on Schooltool: A *SchoolTools* link is provided on the district's website at <https://www.htcsd.org>. Everyone in the district has an account with the email the school has on file. After logging in, you will need to change the password under accounts. If you do not know your password, simply click the forgot password and follow the steps. If you do not have a username, an email on file with the school, or have any further questions about logging in please contact Amanda Jones at ajones@htcschools.org or 518-589-5400 ext 6110.

How to get on SchoolTool Mobile: There is also a free app that you can download on your smartphone called *Schooltool Mobile*. To access the app, first go to the app store and search for it. Next, you will need to enter our schooltool link <https://sms3.scrib.org/HunterTannersville/>. After this is complete, enter your user name(email address) and password. You will not need to enter the school link every time, only during the initial set up.

What is the Digital Access Survey? The New York State Education Department is asking parents or guardians to complete a *Digital Equity Survey* (for each student in the family) in grades Pre-K – 12. This survey will provide information on student access to devices and internet access in their places of residence. Collecting accurate data regarding digital resource access for our New York students will greatly help educators to better serve their students and families.

How to access the survey: If you are completing the survey on a desktop, please log in and click on your child. Next, go to the User Defined tab on the lower right side, you will see drop down on the left hand side that says **NYS Digital Access Survey**, click the Green Plus  sign next to the survey. When you are finished filling out the survey, push the Green  save button. If you made an error and want to go back to the survey click  to edit.

Please click the following link with the steps to complete the survey on the mobile app.

 [Digital Equity Survey in the Mobile App.pdf](#)