

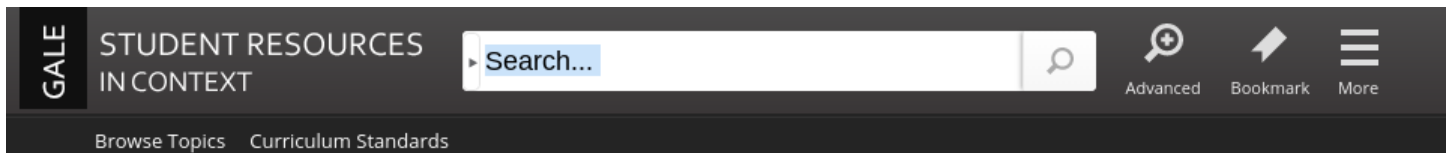
Research Paper Unit

**Gale Student Resources In Context**

Gale's Student Resources In Context makes it easy to explore topics and find sources for your assignments. Videos, articles from premium publications, encyclopedia entries, primary sources, and more allow you investigate everything from social studies and science to literature and history in one easy-to-use resource.

SEARCHING CONTENT*Basic Search*

Locate relevant results based on your search term(s). Basic search is a good place to start your research.

*Advanced Search*

Customize your search with more limiting options to target relevant results. You can use advanced search to run complex searches for specific results, or to perform open searches for a broad view of available content.

- **Subject:** Choose this field to search document tags and find results fully focused on your topic. Try subject if your basic search produces too many results.
- **Publication Title:** Use this option to find articles or documents from a particular publication like The New York Times.
- **Entire Document:** Pick this field to search within the entire text of documents. This option performs a broad search for any mention of your terms, so you can find precise phrases within results, or locate articles that touch on specific concepts.
- **Search Operators (Boolean Search):** Use these drop-downs to connect your search terms. AND ensures your results mention both terms. OR broadens your search to results mentioning either term. NOT excludes a term.

BROWSING CONTENT*Topic Pages*

Access a one-stop portal of information focused on frequently studied subjects. Topic pages begin with an overview essay with background information to build your understanding. Additional materials are organized, so that you can easily continue exploring.

- **Featured Content** is hand-selected by Gale's expert editorial team. Examine these results to acclimate to the subject using a good mix of sources.
- **Reference entries** quickly build your background knowledge of a topic.
- **Videos, Images, and Audio** provide engaging coverage of issues, and are perfect for use in projects and presentations.
- **Magazines and News articles** from premium international sources present recent perspective with new results added every day.
- **Academic Journals** deliver advanced analysis from scholarly and peer-reviewed publications.
- **Primary Sources and Creative Works** immerse you in history and literature.

WORKING WITH RESULTS

Search Results

Click a content type to access sorting and limiting options.

- **Sort By:** Use this drop-down to view articles with the highest relevance based on factors like the frequency and location of references to your search terms, or to view the newest or oldest articles.
- **Search Within:** Enter additional terms to quickly focus on results that mention those terms.
- **Limiting Options:** In one click, limit your search to full-text, or filter by publication date, subject, and more. Use these options to save time finding the trustworthy information you need.
- **Topic Finder:** When available, click this option to generate a visual representation of your search results by topic and subtopic.


WORKING WITH DOCUMENTS


Tools Manage your research with document tools and features.


- Click Citation Tools to generate a citation using MLA, APA or Chicago style.
- Use Highlights and Notes to annotate important text. Click and drag to select the text, choose your highlighter color, and add notes to the selection. Print, email, download, or send the result to Google to retain your highlights and notes with the result. You can also click the More button in the database banner, and select Highlights and Notes to access a summary. Once you leave the database, any content that you have saved is erased to protect your privacy.
- Send to Google Drive to export the result to your existing Google account, allowing you to access it indefinitely. A Student Resources In Context folder is automatically created to make it easy to find your exported documents.
- Print, Email, or Download the document to keep a copy of the result, including any highlights and notes you've added.
- Use Save to My Folder to add the article to a temporary session folder available under the More button in the banner. Use this feature to gather several articles and then cite, print, e-mail, download, or send to Google Drive all at once. Once you leave the database, My Folder is erased to protect your privacy.
- Select Translate to view a machine translation of the document in the language of your choice.
- Use Related Subjects to find additional documents with similar subject terms. This quickly takes you to additional results to boost your understanding and enhance your research.


Click Bookmark in the banner to create a link back to practically any page you choose. You can copy and paste the link anywhere you'd normally share a URL, making this tool a great way to share individual documents, searches, results in My Folder, and more.


Tools


 Citation Tools


 Highlights and Notes (0)


 Send to Google Drive™



 Send to OneDrive™


 Print

 E-mail

 Download

 Save to My Folder

 Share 



Related Subjects 