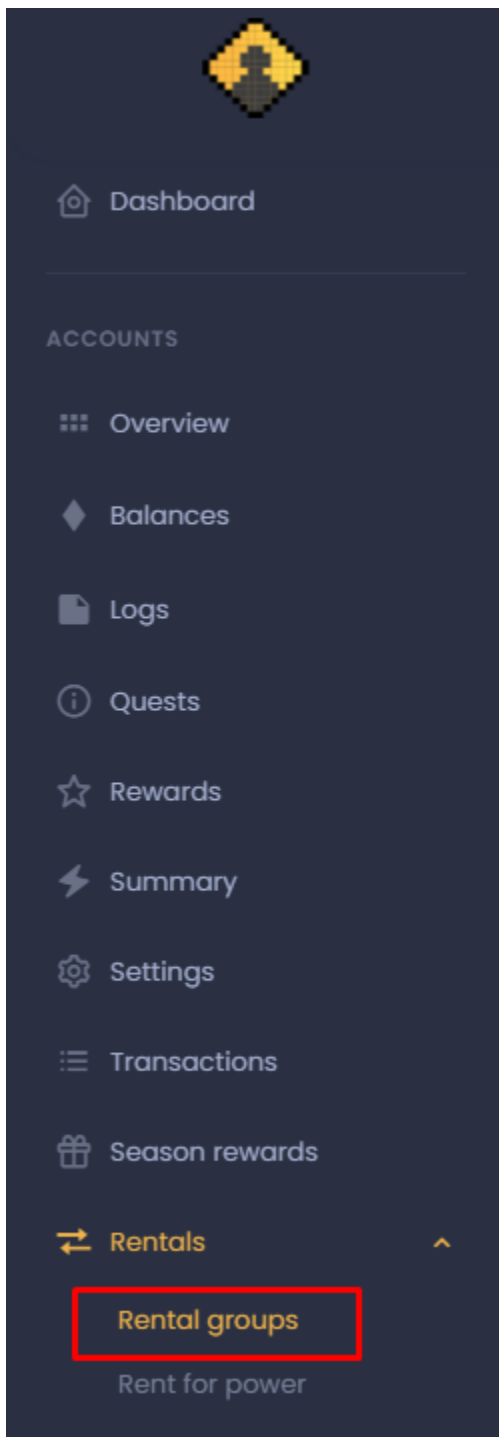


How to make and enable rental groups?

1 step: Open the Splintermate dashboard and press rentals and then press rental groups on the left.



2 step: In the rental group dashboard you can check your created and enabled rental groups. To create a new rental group, press „+ Rental Group“ on the right.

RENTAL GROUPS Rentals / Rental groups

+ Rental Group

Name #	Focus type	Focus objective	Enabled
Life group	splinter	life	✓

3 step: In the following screen you can create a rental group: first enter a name of your rental group, you can choose whatever name you want. In this example we will be creating a rental group for Life Focus in bronze leagues, so we are going to name it „Life group Bronze“. In the Focus Type line choose „Splinter“, in the focus objective choose your preferred objective, as we are preparing a Life Focus rental deck, we choose „Life“ from the list. Finally, we can mark our rental group as „enabled“, or can do it later from the rental group dashboard screen.

LIFE GROUP BRONZE

Rental group

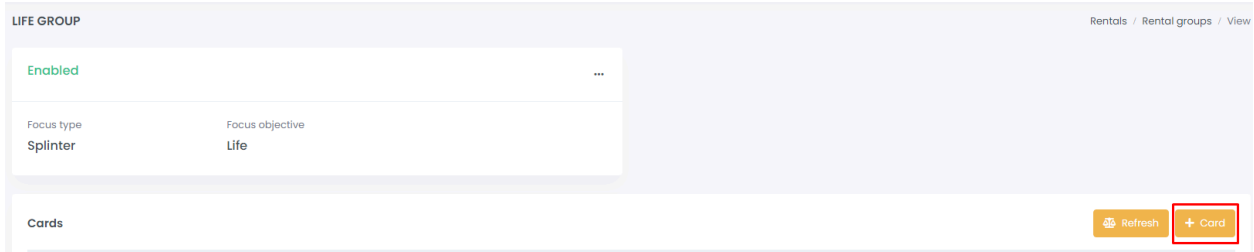
Name

Focus Type

Focus Objective

Enabled

4 step: After creating a new rental group, we are delegated to the screen where we can start adding the cards to the rental deck. To add a card press „+Card“ on the right side of the screen.



5 step: In the „Add Card“ screen there are five options that have to be set. First, choose the card you want to rent by entering either it’s ID or Name. In this example we choose Pelacor Conjurer.

In max. offer tab enter the maximum amount of DEC the bot account can spend on renting the chosen card, for this example we enter 0.5 DEC.

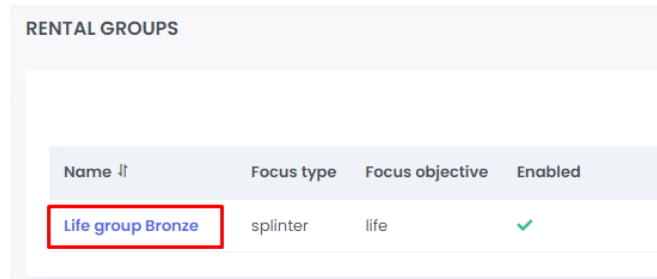
In min. level tab enter the minimum card level you want for bot to rent, for this example we enter level 1.

In the final tab named „Type“ choose the type of card you want your bot account to rent, the option is either Regular or Gold card.

When everything fits your needs with the chosen card and it’s settings, press create.

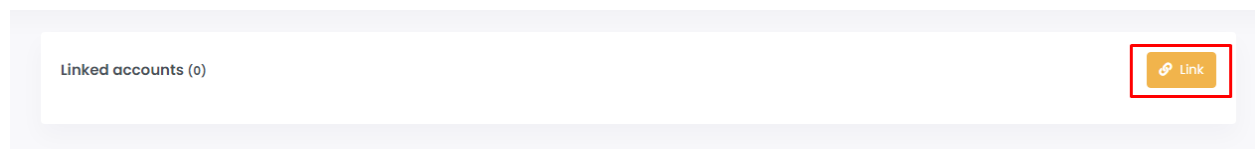
The screenshot shows the 'Add card' form. At the top left is the title 'Add card' and at the top right is a close button 'X'. The form has five input fields arranged in two rows. The first row contains: '#', 'Name', and 'Max. offer'. The second row contains: 'Min. level' and 'Type'. The values entered in the fields are: 343, Pelacor Conjurer, 0.5, 1, and Regular. Below the form, there is a preview of the selected card. The card is titled '◆ 0.012 [Lv: 1]' and features an illustration of a character with purple wings and a yellow orb. At the bottom of the card, there are two buttons: 'Cancel' and 'Create'.

6 step: After adding all the cards you want to have in your rental group, there's one thing left to do: link the rental groups to the bot accounts. In rental group tabs, press the rental group you want to link, we choose our recently created „Life Group Bronze“.

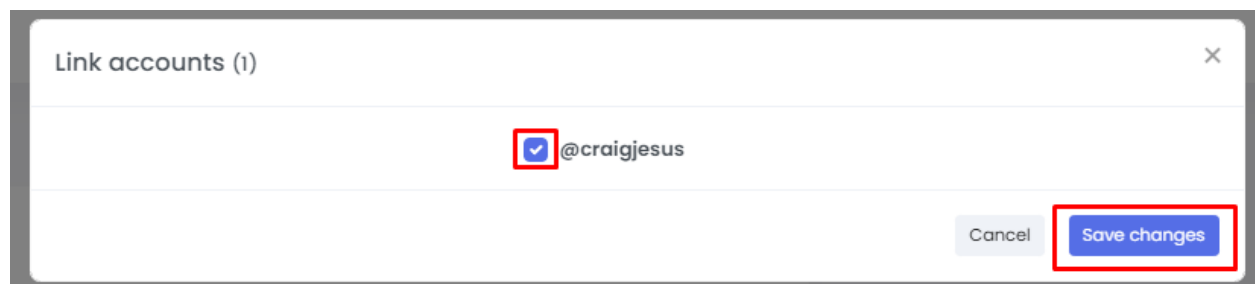


Name	Focus type	Focus objective	Enabled
Life group Bronze	splinter	life	✓

Scroll down to the bottom in the new screen, there's a tab „Linked accounts“. Press „Link“ in the right of that tab.



In the new screen you can choose your accounts you want to link to the chosen rental group. Tick the desired accounts and press „Save changes“. Make sure that accounts are enabled, otherwise they will not appear on the box shown below.



Tip: when there are a lot of accounts, the useful trick is to tick the first account on the list, and then to tick the last account while pressing SHIFT, that way all the accounts you have added to the bot will be selected.

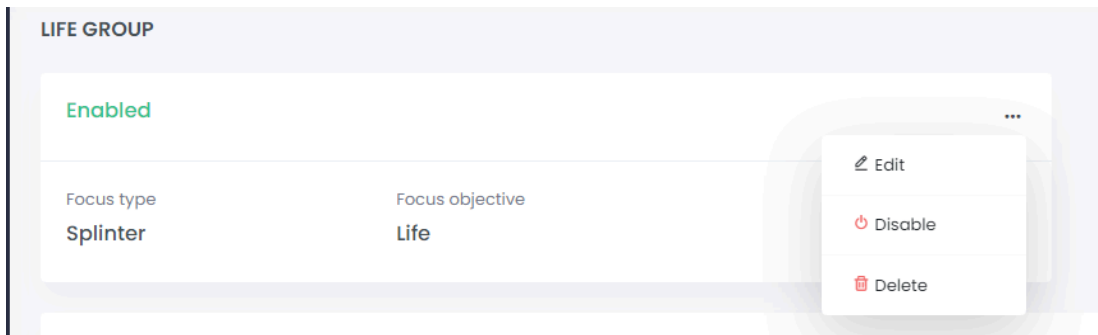
7 step: And that's it! Your bot accounts will be renting the cards you have assigned in the rental groups, depending on the Daily Focus quests.

Few more notes and tips:

- Please make sure that for the rental group to work, the account has to have SUM of MAX bids for cards. For example, if we are adding 5 cards to rental group with maximum bid of 1000 DEC for each, you must have 5000 DEC in your account for that rental group to work, but please note, that bot will always be renting the cards for the cheapest available option.

- If you're going to rent a lot of cards, your accounts might start to lack Resource credits (RC), guide how to gain them is in this link: [Resource credits guide](#)

Later if you want to edit, disable or delete your rental group, press 3 dots on the upper right as shown on the picture in your chosen rental group dashboard.



If you want to edit or delete cards, which are assigned to your rental group press blue button under the card actions.

The image shows a table titled 'Cards'. The table has the following columns: '#', 'Name', 'Max. offer', 'Min. level', 'Type', 'Market Price', and 'Actions'. The 'Actions' column is highlighted with a red box, and a blue button with a pencil icon is visible in the first row of this column.

#	Name	Max. offer	Min. level	Type	Market Price	Actions
343	Pelacor Conjurer	◆ 0.500	1	Regular	◆ 0.012 [Lv: 1]	

Names under rental group are clickable:



Information with the rented or own cards from the rental group appear:

@craigjesus ×

#	Name	Min. level	Type	Rented	Owned
343	Pelacor Conjurer	1	Regular	✗	✓
344	Venari Crystalsmith	1	Regular	✗	✗
351	Uraeus	1	Regular	✗	✗
409	Gargoya Scrapper	1	Regular	✗	✗
410	Sunkai Harvester	1	Regular	✗	✗
411	Stitch Leech	1	Regular	✗	✗
412	Blinding Reflector	1	Regular	✗	✗
414	Celestial Harpy	1	Regular	✗	✗
415	Time Mage	1	Regular	✗	✗
416	Portal Spinner	1	Regular	✗	✗
417	Pelacor Arbalest	1	Regular	✗	✗
419	Prismologist	1	Regular	✗	✗
420	Dax Paragon	1	Regular	✓	✗
422	Soul Fiend	1	Regular	✗	✗
430	Magi of Chaos	1	Regular	✗	✗
441	General Sloan	2	Regular	✗	✗

[Close](#)

If you are still struggling with the rental groups or have additional questions feel free to ask the moderators on the Splintermate Discord server, over the #support tab.

Never expiring Discord server link: <https://discord.gg/aTydsrB8Qm>

We also share some of the possible examples for rental groups, please see below:

Examples of rental groups:

Death:

#	Name	Max. Offer	Min. level	Type
136	Cursed Slimeball	0,4	1	Regular
138	Undead Badger	0,5	1	Regular
139	Dark Astronomer	0,3	1	Regular
141	Death Elemental	0,5	1	Regular
353	Carrion Shade	0,5	1	Regular
354	Riftwing	0,4	1	Regular
357	Silent Sha-vi	0,4	1	Regular
358	Soul Strangler	0,4	1	Regular
359	Life Sapper	0,5	1	Regular
360	Dhampir Stalker	0,3	1	Regular
361	Cursed Windeku	1,5	1	Regular
362	Magi Necrosi	0,5	1	Regular
438	Thaddius Brood	10	1	Regular

Earth:

#	Name	Max. Offer	Min. level	Type
179	Goblin Thief	0,3	1	Regular
180	Failed Summoner	0,4	1	Regular
183	Khmer Princess	0,5	1	Regular
184	Unicorn Mustang	0,5	1	Regular
185	Child of the Forest	0,3	1	Regular
367	Mycelic Morphoid	0,5	1	Regular
368	Venari Knifer	0,3	1	Regular
369	Venari Scout	0,3	1	Regular
370	Hill Giant	0,3	1	Regular
371	Goblin Psychic	0,5	1	Regular
372	Mycelic Slipspawn	0,4	1	Regular
373	Regal Peryton	0,5	1	Regular
374	Goblin Tower	0,3	1	Regular
375	Mycelic Infantry	0,3	1	Regular
439	Obsidian	10	1	Regular

Fire:

#	Name	Max. Offer	Min. level	Type
157	Kobold Bruiser	0,4	1	Regular
158	Serpentine Spy	0,6	1	Regular
160	Goblin Fireballer	0,3	1	Regular
161	Fire Elemental	0,3	1	Regular
162	Living Lava	0,5	1	Regular
163	Spark Pixies	0,3	1	Regular
395	Radiated Scorcher	0,5	1	Regular
396	Lava Spider	0,3	1	Regular
397	Radiated Brute	0,3	1	Regular
398	Scavo Chemist	0,3	1	Regular
399	Antoid Platoon	0,4	1	Regular
401	Tenyii Striker	1	1	Regular
402	Djinn Apprentice	0,3	1	Regular
404	Forgotten One	0,5	1	Regular
440	Tarsa	10	1	Regular

Life:

#	Name	Max. Offer	Min. level	Type
149	Herbalist	0,4	1	Regular
150	Truthspeaker	0,4	1	Regular
151	Luminous Eagle	0,4	1	Regular
152	Shieldbearer	0,5	1	Regular
156	Mother Khala	1	1	Regular
343	Pelacor Conjuror	0,5	1	Regular
344	Venari Crystalsmith	0,5	1	Regular
409	Gargoya Scrapper	0,5	1	Regular
411	Stitch Leech	0,4	1	Regular
412	Blinding Reflector	0,4	1	Regular
413	Chaos Knight	0,4	1	Regular
414	Celestial Harpy	0,5	1	Regular
415	Time Mage	0,5	1	Regular
417	Pelacor Arbalest	0,5	1	Regular
441	General Sloan	10	1	Regular

Water:

#	Name	Max. Offer	Min. level	Type
168	Feasting Seaweed	0,35	1	Regular
169	Albatross	0,45	1	Regular
171	Sniping Narwhal	0,25	1	Regular
172	Ice Pixie	0,5	1	Regular
174	Serpent of Eld	0,45	1	Regular
338	Venari Wavesmith	0,35	1	Regular
339	Djinn Oshannus	3	1	Regular
381	Hardy Stonefish	0,3	1	Regular
382	Kulu Swimhunter	0,45	1	Regular
383	Cruel Sethropod	0,35	1	Regular
384	Flying Squid	0,3	1	Regular
385	Deeplurker	0,5	1	Regular
386	Angelic Mandarin	0,35	1	Regular
387	Merdaali Guardian	1	1	Regular
388	Diemonshark	1	1	Regular
389	River Nymph	0,45	1	Regular
392	Igor Darkspear	2,5	1	Regular
437	Kelya Frendul	10	1	Regular