



# EPIC

EMPOWERING PACIFIC ISLANDER COMMUNITIES

## BILL PRIORITIES TOOLKIT: 2023 C.A. Legislative Cycle

We offer this toolkit, *EPIC Bill Priorities Toolkit: 2023 C.A. Legislative Cycle*, to provide the community with insight on bills circulating California’s current legislative cycle. We recognize the legislative process can be intimidating and unfamiliar. It is our hope that these resources empower people to take action on social justice issues that greatly shape NHPI communities. In addition, we seek to engage and support partner organizations in advocacy and policy efforts to uplift NHPI communities.

In this toolkit, you will find:

- [EPIC’s BILL PRIORITIES](#)
- [BILL TRACKER](#)
- [IMPORTANT DATES](#)
- [CALL TO ACTION](#)
- [BILL SUMMARIES & IMPACT](#)
- [RESOURCES](#)

### EPIC’s BILL PRIORITIES

Please note the bills listed immediately below are those aligned with EPIC’s priority issue areas this legislative cycle. [A more detailed and comprehensive list is linked here for your convenience.](#)

EDUCATION	IMMIGRATION	HEALTH
<a href="#">AB 789 (Holden)</a> <a href="#">AB 274 (Bryan)</a>	<a href="#">AB 1306 (Carrillo)</a> <a href="#">SB 245 (Hurtado)</a> <a href="#">AB 311 (Santiago)</a>	<a href="#">AB 289 (Holden)</a> <a href="#">SB 245 (Hurtado)</a> <a href="#">AB 311 (Santiago)</a>

DATA DISAGGREGATION	PUBLIC SAFETY	VOTING RIGHTS
<a href="#">AB 943 (Kalra)</a>	<a href="#">SB 50 (Bradford)</a>	<a href="#">AB 1595   ACA 4 (Bryan)</a>

## BILL TRACKER

Our [Bill Tracker](#) is a living document that will be updated throughout the current legislative cycle. We have organized it by **ISSUE AREA** with notations regarding EPIC’s positions, priorities, and actions.

<b>ISSUE AREA</b>	For this present legislative cycle, EPIC has limited our scope and capacity to several key issue areas that greatly impact NHPI communities. Each bill has been assigned an appropriate category based on these issue areas.								
<b>POSITION</b>	<p>In this column, one of the following drop-down options will be selected to indicate EPIC’s present bill recommendation based on available information:</p> <ul style="list-style-type: none"> <li>→ <b>Support:</b> At this time, we recommend support of this bill as it will positively impact NHPI communities and/or other marginalized groups.</li> <li>→ <b>Oppose:</b> As written, we strongly oppose support of this bill as it may negatively impact NHPI communities and/or cause undue harm to other marginalized groups.</li> <li>→ <b>Neutral:</b> Based on the information available, we are unable to make a strong recommendation for with support or oppose.</li> <li>→ <b>Watch:</b> As written, we cannot make a recommendation at this time. However, we will monitor the bill closely in case amendments are made to shift our position.</li> </ul>								
<b>PRIORITY</b>	If the box in this column is checked, EPIC has marked this bill to track closely as it impacts NHPI communities and will most likely take action.								
<b>ACTION</b>	<p>For transparency, we’ve indicated the action(s) EPIC has taken on this bill thus far.</p> <table border="0" data-bbox="375 1045 1446 1329"> <tr> <td style="background-color: #fff9c4; padding: 5px;"><b>WILL SIGN ON</b></td> <td>EPIC intends to draft a letter of support for this bill</td> </tr> <tr> <td style="background-color: #c8e6c9; padding: 5px;"><b>SIGNED ON</b></td> <td>EPIC has sent in or signed onto a letter in support of this bill</td> </tr> <tr> <td style="background-color: #bbdefb; padding: 5px;"><b>UNDER REVIEW</b></td> <td>EPIC is in the process of vetting this bill to determine position recommendation(s) and priority</td> </tr> <tr> <td style="background-color: #e0e0e0; padding: 5px;"><b>PASS</b></td> <td>At this time, EPIC will not take any further action on this bill</td> </tr> </table>	<b>WILL SIGN ON</b>	EPIC intends to draft a letter of support for this bill	<b>SIGNED ON</b>	EPIC has sent in or signed onto a letter in support of this bill	<b>UNDER REVIEW</b>	EPIC is in the process of vetting this bill to determine position recommendation(s) and priority	<b>PASS</b>	At this time, EPIC will not take any further action on this bill
<b>WILL SIGN ON</b>	EPIC intends to draft a letter of support for this bill								
<b>SIGNED ON</b>	EPIC has sent in or signed onto a letter in support of this bill								
<b>UNDER REVIEW</b>	EPIC is in the process of vetting this bill to determine position recommendation(s) and priority								
<b>PASS</b>	At this time, EPIC will not take any further action on this bill								

**[CLICK HERE FOR DETAILED BILL TRACKER](#)**

## IMPORTANT DATES

- **MARCH 30** | Join our [Bill Priority Mailing List!](#) Follow along as we track important bills this legislative cycle and learn ways you might engage in advocacy efforts on behalf of NHPI communities.
- **APRIL 10** | Lawmakers return from Spring Recess.
- **MAY 12** | Last day for policy committees to meet before June 5, 2023.
- **MAY 14** | Governor's Budget May Revise: Governor Newsom will revise the state's budget in May. Many organizations and community leaders will amplify campaign efforts ahead of this date to secure funds towards key issue areas.
- **MAY 30** | From now until June 2, 2023, lawmakers will head to the capitol floor to discuss all referred bills this legislative session.
- **JUNE 2** | Last day for each house to pass bills introduced this legislative session. Lawmakers will recess for Summer on July 14, 2023. A similar process will take place from August 14 to September 1, 2023 ([Details here](#)).
- **OCTOBER 14** | Last day for Governor to sign or veto bills passed by the Legislature on or before September 14, 2023.

## CALL TO ACTION

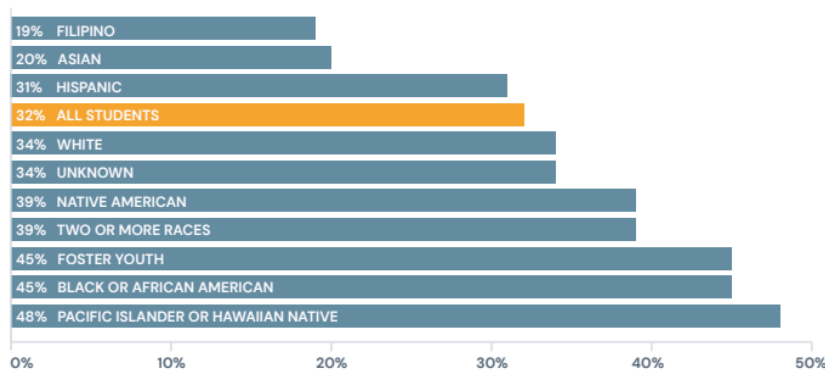
1. Join our mailing list [using this form!](#) As we develop bill sign-on letters and other means of advocacy, we'll be in touch with ways you can express your support
2. [Share graphics](#) on your social media platforms
3. Find your legislator by visiting [Find Your Rep!](#)
4. **Make your voice heard!** Share a public comment, call your representatives, or draft a letter on behalf of your organization.

## BILL SUMMARIES & IMPACT

[AB 789 \(HOLDEN\)](#) will ensure more California students are able to maintain financial aid and achieve their higher education goals by reforming the Satisfactory Academic Progress (SAP) requirements.

### IMPACT

Figure 4: Percent of all students who are no longer enrolled after first year



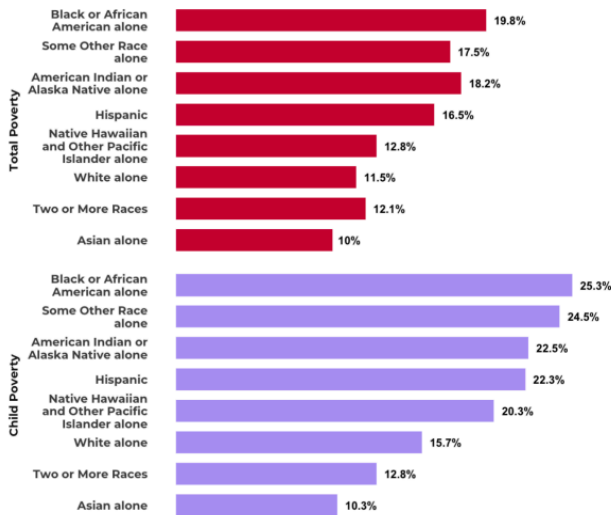
### [The Overlooked Obstacle: How Satisfactory Academic Progress Impede Student Success and Equity](#)

In a recent study, "The Overlooked Obstacle" found that by their second year at Community College, NHPI disenrollment rates double. One way to close the opportunity gap for NHPI students is to support an appeals process to maintain financial aid awards towards higher education attainment.

[AB 274 \(BRYAN\)](#) will exempt all student grants, loans, fellowships, and scholarships as a form of income for the purposes of CalWORKs and apply any exemption under CalWORKs to CalFresh.

### IMPACT

Figure 30: Poverty Status in California by Race/Ethnicity



[AAPI DATA | State of AANHPI'S Report](#)

A recent report<sup>1</sup> illustrates the level of poverty for the total NHPI population is 12.8%, but nearly doubles to 20.3% for NHPI children, highlighting a need among youth for financial support services. It is important to support students attending college who depend on programs like CalFresh and CalWorks for access to basic needs including food and on-campus jobs.

**AB 289 (HOLDEN)**, as counties develop three-year expenditure plans under the Mental Health Services Act, ensures youth or youth mental health organizations are listed as stakeholders to be conferred with. This bill also clarifies and strengthens the voice of stakeholders representing racial, ethnic, and LGBTQ+ communities.

**IMPACT**

As one of EPIC’s values, it is our *kuleana* to make sure youth are provided for, including their mental and emotional well-being. In 2019, suicide was the leading cause of death for NHPI’s ages 15-24 and were three times less likely to receive mental health services or to receive prescription medications for mental health treatment as compared to non-Hispanic whites<sup>2</sup>.

**Mental and Behavioral Health - Native Hawaiians/Pacific Islanders**

- In 2019, suicide was the leading cause of death for Native Hawaiians/Pacific Islanders ages 15-24.
- In 2019, Native Hawaiians/Pacific Islanders were three times less likely to receive mental health services or to receive prescription medications for mental health treatment as compared to non-Hispanic whites.
- National behavioral health statistics for Native Hawaiians/Pacific Islanders is limited at this time.
- Statistics listed below are the most recent national numbers currently available. Additional data will be added as reports are released from the Centers for Disease Control and Prevention.

**MENTAL HEALTH STATUS**

Serious psychological distress in the past year among adults 18 years of age and over, percentage, 2019		
Native Hawaiian/Pacific Islander*	Non-Hispanic White	Native Hawaiian/Pacific Islander/ Non-Hispanic White Ratio
10.1	12.7	0.8

Source: SAMHSA, 2020. Results from the 2019 National Survey on Drug Use and Health: Mental Health Detailed Tables. Table 10.43B  
<https://www.samhsa.gov/data/report/2019-nsduh-detailed-tables>

Additional NHPI data: [Center for Disease Control and Prevention \(CDC\) Youth Risk Behavior Survey 2011-2021](#)

**AB 1306 (CARILLO)** restricts the California Department Corrections and Rehabilitation (CDCR) from transferring individuals leaving incarceration to immigration authorities if they have also benefited from recent resentencing and compassionate release reforms.

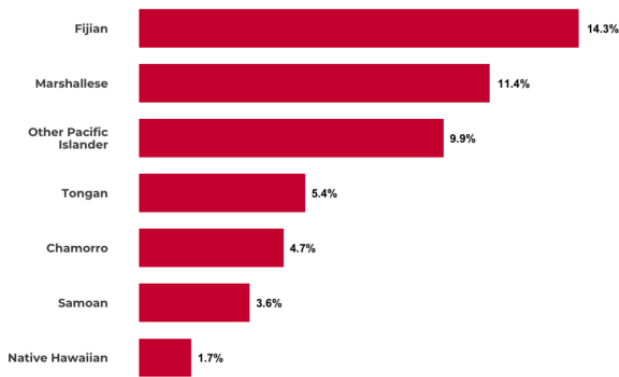
**SB 245 (HURTADO) | AB 311 (SANTIAGO)** modernizes the California Food Assistance Program (CFAP), expanding eligibility for state funded nutrition benefits to Californians of all ages that are currently excluded due solely to their immigration status.

**IMPACT:**

<sup>1</sup> [CA\\_State\\_of\\_AANHPIs\\_Report\\_2022.pdf](#)

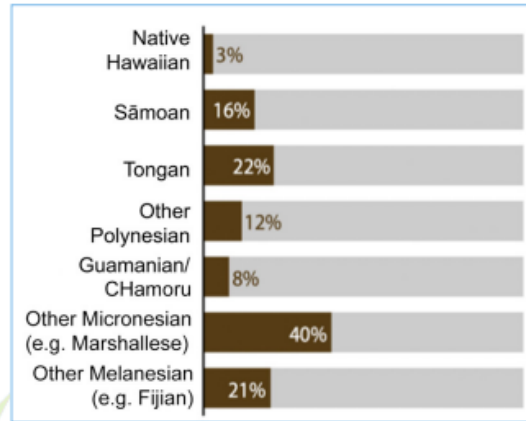
<sup>2</sup> Source: SAMHSA, 2020. Results from the 2019 National Survey on Drug Use and Health: Mental Health Detailed Tables. Table 10.43B  
<https://www.samhsa.gov/data/report/2019-nsduh-detailed-tables>

Figure 10: Proportion of Immigrants in California Arriving within the Past 10 Years by Detailed NHPI National Origin



Source: 2020 American Community Survey Five-year Public Use Microdata Sample

Figure 2: Group differences in limited English proficiency (Native Hawaiian and Pacific Islander)<sup>5</sup>



[AAPI DATA | State of AANHPI'S Report](#)

[UCLA Asian American Studies Center Brief](#)

One of EPIC's top three issue areas includes immigration for NHPI communities. The data provided above by AAPI Data illustrates NHPI immigration patterns over the span of a decade. Additionally, UCLA Asian American Studies Center brief demonstrate the limited English proficiency (LEP) for NHPI's across households. These findings combined signals an increased need for resources to navigate US systems and institutions.

**AB 943 (KALRA)** would require the California Department of Corrections and Rehabilitation to publish disaggregated demographic data of persons in the system, specifically to have separate categories for Indigenous people and major Asian and Pacific Islander groups.

IMPACT

**AB 1595 | ACA 4 (BRYAN)** Assembly Constitutional Amendment 4 will put a fundamental question to the voters of California: should we restore voting rights to citizens of our State who are completing their prison sentences? Specifically, ACA 4 proposes amending Article II Section 4 to remove the disqualification of incarcerated people from civic participation.

IMPACT:

**Average Number of Years Served and Counting:**

- East Asians = 12.07 years
- Southeast Asians = 15.22 years
- Native Hawaiian & Pacific Islanders = 19.83 years

[APSC Survey Data 2019-2021](#)

It is our goal to grow advocacy efforts dedicated to carceral justice for NHPI populations. Support of bills like AB 943 and AB 1595 helps further the movement for disaggregation. While Native Hawaiian

and Other Pacific Islander make up 0.5 percent of the San Francisco County population, the San Francisco Juvenile Probation Department 2010 report showed that Samoan youth make up 5 percent of all youth booked in its juvenile hall that year.

**[SB 50 \(BRADFORD\)](#)** would limit racial profiling by prohibiting a peace officer from initiating a motor vehicle or bicycle stop for a low-level infraction, unless there is a separate, independent safety-related basis to initiate the stop.

**IMPACT:**

According to research done by Catalyst California, “People identified as Native Hawaiian or Pacific Islander (NHPI) experienced the second-highest rates for stops across stop reason categories. Specifically, for every 1000 NHPI Angelenos, approximately 61 were stopped for a traffic violation, 7 were stopped for reasonable suspicion, and 3 were stopped for consensual encounter and search.<sup>3</sup>” We support SB 50 in trusting that this bill will center community based solutions that are accessible to all communities of color.

## RESOURCES

- [Bill Facts Sheets](#)
- [EPIC’s Bill Tracker](#)
- [Social Media Graphics](#)
- [EPIC’s Bill Priority Mailing List](#)
- [Guide to the Legislative Process](#)
- [Find Your Rep!](#)
- [CA State Assembly](#)
- [CA State Senate](#)
- [CA Legislature](#)

---

<sup>3</sup> California Catalyst (2022), [“Reimagining Community Safety in California”](#)