

# How to Play FB Characters on Gtarcade Desktop When You Can't Play GoTWiC on Facebook?

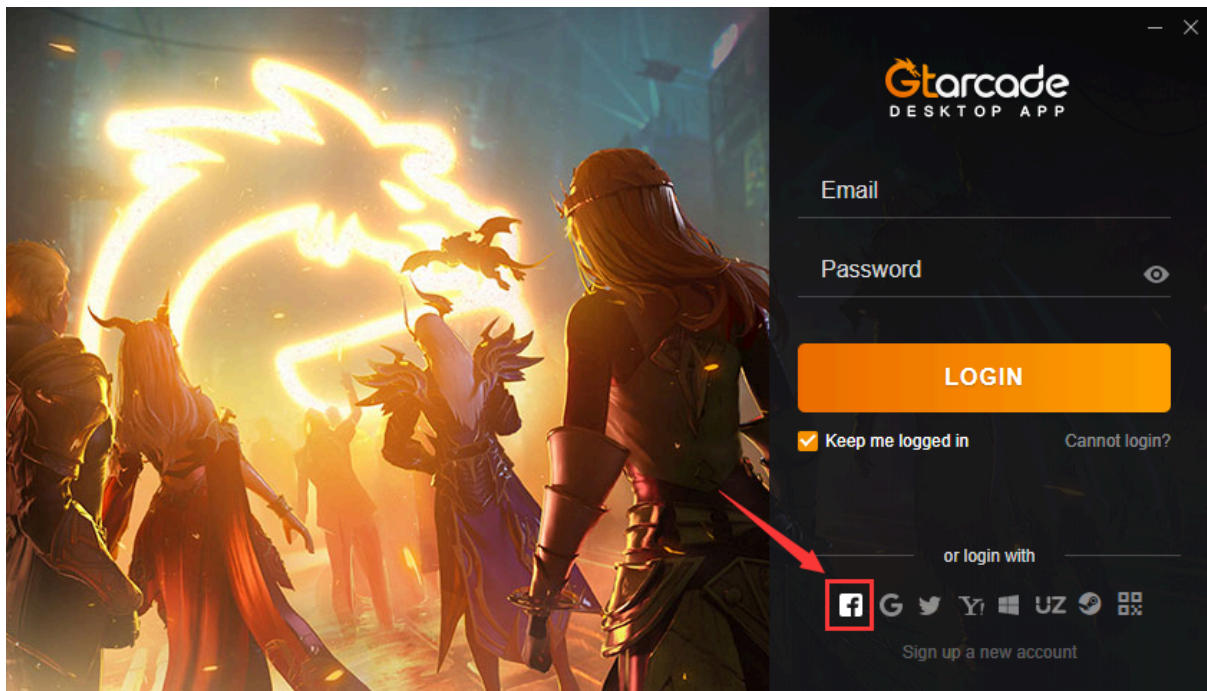
Apologies that we are currently experiencing a technical issue with the Facebook login. The devs will put on a Truce for all players from Facebook before the issue is fixed. We'll keep you updated on the [Facebook fan page](#).

***Here are two methods that you can use to play your FB Characters on Gtarcade Desktop.***

## Method 1:

Login Gtarcade Desktop using your Facebook account (aka quick login), and select the FB character to play.

Step 1: Click "Facebook" to login to the desktop.



Step 2: Authorize to login via Facebook account, and click "Continue".



 **Login Successful!**

Click continue to close this window, and return to GTarcade platform.

**Continue**

Want to switch accounts?

---

## Method 2:

Bind the Facebook account from the link below to play FB Characters on Gtarcade Desktop.

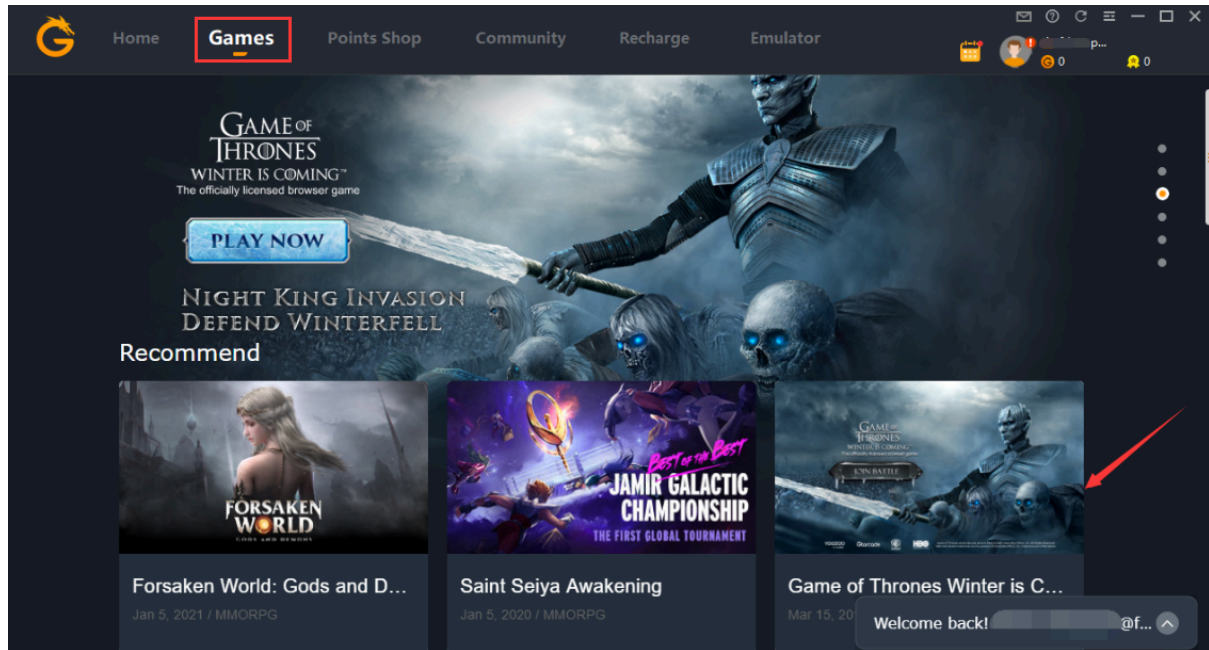
Guidance link >>><https://clientweb.gtarcade.com/fbbind.html#>



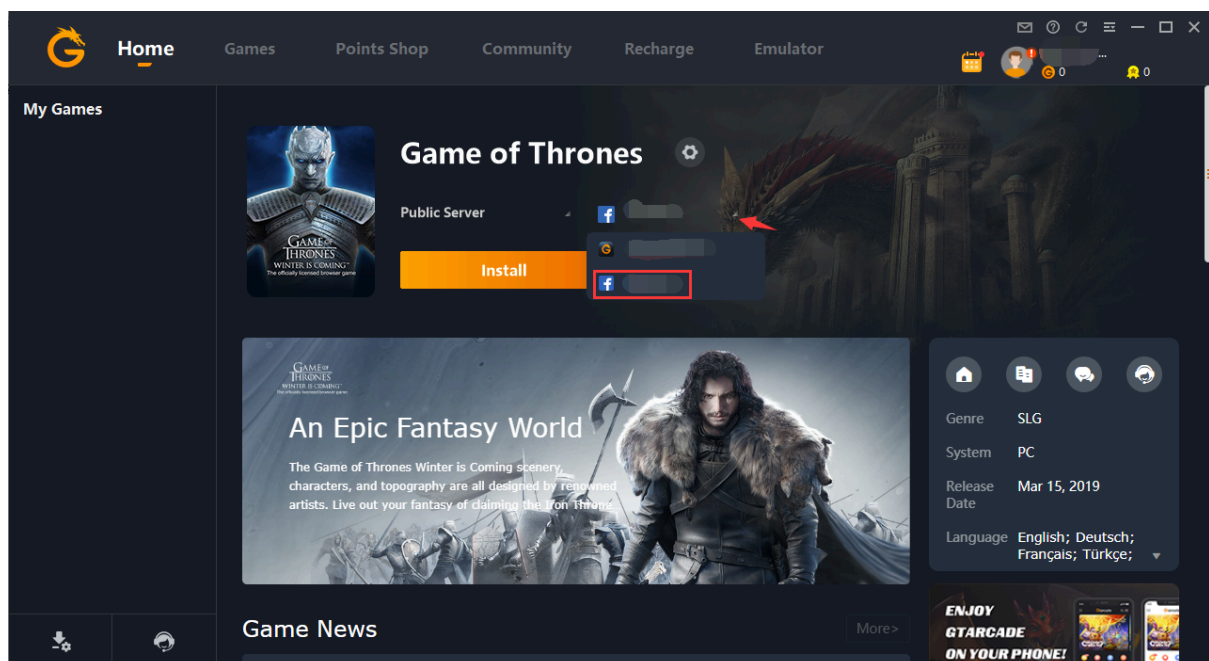
**\*No matter which method you use to choose, please make sure that you've selected the "FB character" in the final step, before you click "Play Now" on Gtarcade Desktop.**

# How to Select FB characters to Play on the Gtarcade Desktop

Step 1: Find GoTWiC in “Games”, and Click the Banner on Gtarcade Desktop



Step 2: Click to select the FB character that you want to play.



\*Notice: Currently you can only use these two methods on **Gtarcade Desktop** to play Characters. Please be sure to download Gtarcade Desktop.

Download Gtarcade Desktop here>><https://clientweb.gtarcade.com/download/got.html>

## Frequently Asked Questions

**Q: Can I play my FB characters on the browser?**

A: **No**, you can't. You have to download the Gtarcade Desktop to play your FB character.

**Q: Can I open multiple accounts on the Gtarcade Desktop?**

A: **No**, you can't. You can only open one account.

**Q: When I try to bind the FB account, it says "Connection failed". What should I do?**

A: This means that the account was bound successfully before, and you don't have to bind again. You can click to select the FB character before start playing the game on Gtarcade Desktop.

**Q: What should I do if I follow the steps yet still can't play my FB character?**

A: You can leave a comment to our FB page

>><https://www.facebook.com/GOTWinterIsComingBrowser/>

Or you can submit a ticket to the Support Centre

>><https://support.gtarcade.com/search?gid=346>

Apologies again for the emergency. Thank you all for the support.

GoT Winter is Coming Team