

Learn The Emoji Language

Basic Rules

- I. All words are made up of **2 emoji**.
- II. The word order is strictly **Subject Verb Object**.
- III. Verbs are always preceded by a tense marker.
- IV. Modifiers (adjectives, adverbs, possessors, demonstratives, and numbers) **always come after the word they modify**.
- V. Objects, and other nouns that occur after the verb are **always preceded by a preposition**.
- VI. Sentences end with a punctuation symbol.













            Let's learn The Emoji Language!


It's important to remember that **all words in The Emoji Language are made up of 2 characters. This allows it to be written without any spaces.** Continuing forward you will find vocabulary translations, as well as the explanation of grammatical structures.

We begin with the pronouns.









Pronouns

- There are 6 personal pronouns and 4 indefinite pronouns

 	I
 	we
 	you
 	you (plural), you all
 	he, she, they (singular)
 	They (plural)

	one, person, someone
	people
 	everybody
 	nobody

- There are also 2 demonstrative pronouns and 2 spatial demonstrative pronouns

 	this, these, this thing
 	that, those, that thing, it
 	here, this place
 	there, that place

Nouns and Verbs

Nouns and verbs are written exactly the same, but are differentiated by where they appear in a sentence. Nouns represent a person, place, thing, or idea. They can be the subject or object of a sentence. Verbs are the action of a sentence.

- **There are no articles!** This means that there are no words for *a* or *the*. *The house* is written as 🏠🏠
- **There is no difference between singular and plural**, so only the singular is shown 🏠🏠 could be interpreted as *the house*, *a house*, *the houses*, or *houses*
- **Nouns and verbs are differentiated by where they appear in a sentence.**

Emoji	Noun	Verb
👁️👁️	eye	see, look, watch, view, peer
👄👄	mouth	eat
👂👂	ear	hear, listen
🧠🧠	brain, knowledge	know
💭💭	thought	think
👅👅	tongue	lick, taste
🗣️🗣️	speech, talking	talk, speak
🚶🚶	walking, person walking	go, walk, move
💪💪	ability, muscle, arm	to be able
⚙️⚙️	function, purpose	to work, function
📖📖	book	read
🏠🏠	house, home	live, stay, reside, make a home
🏭🏭	factory	make, do, build, construct, create, fabricate, forge
😴😴	sleeping	sleep
👐👐	cupped hands	hold, contain, have

	gift	give
	box, thing, package	box, pack
	assistance, medical helmet	help, assist, aid
	laughter	laugh
	running	run
	thumbs up	like, approve
	thumbs down	dislike, disapprove
	love	love
	car	drive, go by car
	voting, vote, decision, choice	vote, decide, choose
	Name, identity, ID	to be called
	feelings	feel
	kangaroo	jump
	eagle	fly
	kiss	kiss
	smile	smile, to be happy
	crying	cry
	foot	step
	luck, four leaf clover	To be lucky
	plant, growth	grow, sprout
	shooting star, wish	wish
	scissors	cut
	stop sign	stop
	fire	burn
	soccer ball, soccer	play soccer

All of the previous nouns and verbs only used 2 of the same emoji, but 2 different ones can be combined to create many more words and ideas. As a general rule in constructing words with 2 different emoji, **the second character acts to describe the first.**


	learning	learn
	memory	remember
	forgetting	forget
	receiving	receive, get
	taking, stealing	take, steal
	picking up	pick up, lift, carry
	putting down	put down, lower
	dream, dreaming	dream
	want, desire	want, desire
	purpose, use	use, utilize
	need, necessity	need, have to, to be obligated
	bringing	to bring
	question	ask
	entrance	come, enter
	exit	leave, exit
	joke	joke, make jokes
	school	Go to school
	clothes	wear
	transformation	Become, transform, change
	sharing	share
	showing	show
	following	Follow, chase, pursue

Multiple Nouns in a Row

If a noun is directly followed by another noun then it can be read that the first is of the second one. It can either be read as xx of xx, or it can be read as one word that illustrates a more detailed concept









 Hunter (person of hunt)

 Summer of love

 Grammar (order/pattern of speech)

Strange Verbs









All verbs can be used as nouns, and vice versa, and therefore can be the subject, verb or object of a sentence. An example in English would be the word Love. Love can function as a verb as in *I love you*, or as a noun as in *Love is a beautiful thing*. **There are some nouns that don't make a lot of intuitive sense as verbs.** Here is a list of some potential examples

	apple, apples	<i>eat an apple, eat apples...?</i>
	apple tree	<i>plant an apple tree...?</i>
	shoes	<i>put on shoes...?</i>
	cat	<i>act cat like...?</i>
	diamond, gem	<i>be gem like...?</i>
	Big building, Landmark, Monument	<i>Build a monument, honor...?</i>
	Easter Island head	<i>Build an Easter Island head...?</i>
	tomorrow	<i>Do tomorrow...?</i>

Tenses



















Tenses tell when the action of a sentence takes place. And differentiates between nouns and verbs. The word order of The Emoji Language is strictly **Subject Verb Object**. This means that all sentences start with the subject which is a noun or pronoun. It is then followed by the Verb. The verb is always preceded by a tense marker which says when the verb is taking place, and acts to differentiate the subject and verb. The verb is then followed by the object or objects of the sentence.

- **There are 8 tenses in the Emoji language.** 5 of them use distinct words, and 3 of them are compound tenses that add the past tense marker to the end of one of the previous tenses.

Emoji	Tense
	<i>present</i>
	<i>past</i>
	<i>future</i>
	<i>conditional</i>
	<i>imperative</i>
	<i>past perfect</i>
	<i>future perfect</i>
	<i>conditional perfect</i>

Present Tense

The present tense expresses an action that is currently going on, or is habitually performed, or a state that currently or generally exists. **There is no difference between the simple and progressive.** For example: *I run* and *I am running* are the same.

      I see
      The cow is eating
      You are sleeping



















Past Tense

The past tense expresses an action that has happened, or a state that previously existed. **There is no difference between the simple past, and the perfective tense.** Ex: *I ran* and *I have run* are the same.

      They danced
      We drove
      They have left























Future Tense

The future tense expresses an action that has not yet happened, or a state that does not yet exist. The future tense is also used to express statements that would use the phrase *going to*.

      You will learn
      I am going to leave
      They will approve

Conditional Tense

The conditional tense is used to speculate about what could happen, what might have happened, and what we wish would happen.

      You would know
          I would like a coffee
      We would be sad

Imperative Tense

The imperative tense is used to form requests or commands. Unlike in English, the imperative tense in The Emoji Language can include a subject. This can be used in giving commands to others.

👤👤👉🕒!🚶🚶 Let's Go!
 👤👤👉🕒!🛑🛑 Hey people, Stop!
 🐎🐎👉🕒!🥤🥤 Horse, drink!
 🕒!👂👂➡️➡️👤👉 Listen to me!

Past Perfect Tense

The past perfect tense is used to talk about something that happened before something else that is also in the past.

👤👉🕒⌚🕒❤️❤️ I had loved
 👤👤👉🕒⌚🕒👁️👁️➡️➡️👻👻 They had seen a ghost
 🐕🐕👉🕒⌚🕒💩💩 The dog had pooped

Future Perfect Tense

The future perfect tense is used to describe an event that is expected or planned to happen before a time of reference in the future.

👤👉🕒🕒⌚🕒👄👄 I will have eaten
 🚆🚆👉🕒🕒⌚🕒✈️✈️ The train will have departed
 👤👤👉🕒🕒⌚🕒👂👂 They will have heard

Conditional Perfect Tense


















The conditional perfect tense indicates an action would have happened in the past. It describes what one would have done differently or how something would have occurred.

👤👤👉🕒👤👉🕒🏆🏆 We would have won
 👤👤👉🕒👤👉🕒👍👍➡️➡️👤👤👉 They would have liked us
 🐱🐱👉🕒👤👉🕒😴😴 The cat would have slept

Negation



To make a sentence negative **XX** Is placed before the tense marker

























XX	negation marker, no
-----------	---------------------

  **XX**     I don't know
  **XX**     They didn't leave
  **XX**    The cow didn't drink

The Verb To Be

















































In The Emoji Language there is no word that translates to the verb to be. To express a statement like *I am happy* the adjective *happy* would simply follow the tense marker.

      or      

      They are sad
      The cats are hungry
      I was tired
      We were scared

Verb + Infinitive




























The construction verb + infinitive such as *I want to run*. Is created by putting the 2 verbs right next to one another. **A tense marker is only used on the first verb.**

        I want to leave
        You were able to see
        The cats need to eat
        They know how to dance.
        I forgot to go
        The bug can fly





















Sentences Starting With *It* and *There*

Sentences that would start with *it* such as *it was raining*, start directly with the tense marker. This is also the case for sentences that would start with *there* such as *there was a dog*.

If there is a negation marker, it must precede the tense marker.

    It was raining.
     It will not snow.
    It was sunny.
    It will be cloudy.
      There will not be concessions.
    There could be danger.

In sentences and clauses that use the present tense, The tense marker can be dropped.

  It is raining.
  It is hot.
  There is a dog.
  There is a fire.
    It is not raining.
    It is not hot.
    There is not a fire.

Direct Objects

Direct objects are the recipient of an action in the sentence. In the sentence *Ryan ate the apple*. *The apple* is the direct object.

- The direct object is introduced by ➡➡

Here are some examples. The direct object is highlighted in orange.

Example	translation
	I see the dog
	You picked up the heavy book
	she did not eat a chocolate bar
	We need to leave the house
	He dislikes broccoli
	We will not drive to the airport
	Look at the flying duck

- Pronouns do not change when they are the subject or object of a sentence.

I see you
 You see me
 We see them
 They see us










Indirect Objects

The direct object is a word or phrase that receives the direct object in a sentence.

In the sentence *I gave him the ball*, *Him* is the indirect object. In the emoji language, the indirect object is preceded by →→, just like the direct object.

The indirect object always comes after the direct object. Here are some examples.

The direct object is highlighted in orange like before, and the indirect object is highlighted in green

emoji	translation
	I gave him the ball
	I will tell you a joke
	Show me the money
	The teacher gave chocolate cake to the students
	I asked myself an important question
	She gave an apple to the winning horse
	He sent us an email
	Ask me a question
	I forgot to give you your present

Adjectives and Adverbs

Adjectives and adverbs describe nouns and verbs respectively. Adjectives can describe age, dimension, value, color, characteristics, shape, human propensity/emotion, speed, and quantity. Adverbs describe the manner in which a verb takes place.

- **Adjectives and Adverbs are always made up of an emoji followed by the yellow heart.** The yellow heart signifies that the word means a notable attribute of the first emoji. 🐘 followed by the ❤️ means large because elephants are large. 🐘❤️
- **Adjectives and Adverbs in the emoji language always come after the noun or verb they are describing.** Ex: A large house is written 🏠🏠🐘❤️













Here are some examples of useful adjectives and adverbs.









emoji	Adjective	Adverb
👍❤️	good, great	well
👎❤️	bad	poorly
👶❤️	new, young	newly
🐢❤️	slow	slowly
🐆❤️	fast	quickly
👴❤️	old	oldly
🏆❤️	first	first
🏁❤️	last, final	last
🐍❤️	long	in a drawn out way
👉❤️	short (length)	in a short/kurt manner
🐘❤️	big	largely, grandly
🐜❤️	small, short, low	in a small way, meekly
🌲❤️	tall, high, towering	in a tall way, toweringly
👽❤️	other, different, alien	differently















🔢❤️	same	<i>in the same manner</i>
👉❤️	similar	<i>similarly</i>
✅❤️	right, correct	<i>correctly</i>
❌❤️	wrong, incorrect	<i>incorrectly</i>
!❤️	important	<i>importantly</i>
👥❤️	public	<i>publically</i>
⏭️❤️	next	<i>next</i>
⏮️❤️	previous	<i>previously</i>
✖️❤️	many, a lot, various	<i>many times</i>
—❤️	few, not many, less	<i>infrequently</i>
💯❤️	all	<i>completely</i>
🗑️❤️	empty	
+❤️	more	<i>often</i>
🌅❤️	early	<i>early</i>
🌃❤️	late	<i>late</i>
💪❤️	able, strong, muscular	<i>strongly</i>
🌸❤️	pretty, beautiful	<i>in a pretty/beautiful way</i>
🙏❤️	thankful	<i>thankfully</i>
☁️❤️	gently	<i>gently</i>
😊❤️	kind, friendly	<i>In a kind/friendly manner</i>
🆘❤️	helpful	<i>helpfully</i>
🤡❤️	silly	<i>in a silly manner</i>
🧂❤️	salty	<i>in a salty way</i>
🍭❤️	sweet	<i>sweetly</i>
🍋❤️	sour	<i>sourly</i>















Remember that adjectives and adverbs are written the same but are differentiated by whether they follow a noun or a verb.

Adjectives

























 I have a fast car.

















 The pasta was great.



























 We want to watch a different movie.























 The smart student asked an important question.

Adverbs

            He told me strongly.

        You run quickly.

            I answered the question correctly.

        They arrived late.

Emphasis

- To emphasize an adjective or adverb duplicate it















 I have a really fast car
















 You cook really delicious pizza




- To say that something is the most, **duplicate the adjective or adverb three times.**

I have the fastest car.

That was the most delicious salad.










You gave me the most beautiful flower.

- To say that something is “too something,” it is **uplicated 4 times**.

 The soup is too hot
 The train is too slow
 You drive too quickly

Colors

Colors are depicted by the colored blocks. They can function either as nouns or adjectives. When functioning as nouns they can either be the subject or object of a sentence. When functioning as adjectives **they come directly after the noun they modify just like other adjectives.**

	<i>red</i>
	<i>orange</i>
	<i>yellow</i>
	<i>green</i>
	<i>blue</i>
	<i>purple, violet</i>
	<i>black</i>
	<i>white</i>
	<i>brown</i>

- The basic colors can be combined to add specificity

	<i>pink</i>
	<i>bluish green</i>
	<i>gray</i>
	<i>light green</i>
	<i>dark blue</i>
	<i>light purple</i>
	<i>dark brown</i>
	<i>yellowish white</i>

To be even more specific about colors, an emoji followed by 🎨 can be used.

🥑🎨	<i>avocado green</i>
🏆🎨	<i>gold</i>
🦞🎨	<i>red as a lobster</i>
🐣🎨	<i>robins egg blue</i>

Here are some examples of colors as nouns and adjectives

Nouns


👤👉🕒👉👉❤️❤️➡️➡️🟢🟢 I love green.
 👤👉🕒👉👉💎🎨🎨➡️➡️🟡🟡➡️➡️🏠🏠 I want to paint the house white.
 🟡🟡🕒👉👉🔥👉👉 Red is a warm color.
 🟡🟡🕒👉👉❄️👉👉 Blue is a cool color.

Adjectives







👤👉🕒👉👉🏠➡️➡️🚗🚗🏆🎨 I have a gold car.
 👤👉🕒👉👉👁️👁️➡️➡️🐈🐈🟡🟡 He saw the gray cat.
 🏠🏠🕒👉👉👉👉👉👉 The robin's egg blue house is new.
 👤👉🕒👉👉👉👉➡️➡️🎸🎸🟡🟡➡️➡️👤👉 You gave me a dark green guitar.

Numbers

Numbers can act as both nouns, adjectives, and adverbs. As adjectives and adverbs, they always follow the noun they modify

- **Numbers are the only words in the emoji language that break the 2 character rule.**
- Both the emoji numbers , and non emoji numbers can be used 0123456789.
- Here are some examples of how numbers can be used as nouns and verbs


Nouns
























       100 is a big number
         I like 7

Adjectives

           I see 3 sheep
               5 different black dogs chewed the bone
                 You gave me 2 delicious chocolate bars





























Decimals

To write a decimal number,  is used as a decimal point. A normal decimal point is used with numbers 0123456789

     3.5 boxes
      0.25 pie, One quarter pie
             We watched 2.5 men





Possession

To show that one noun is possessed by another. The possessor is placed after the noun that is possessed. This is the same as the saying that the noun is “of” something or someone.

    My car
    His house
    The dogs bone
    Our school
      Your car's engine
      My cat's bed

Demonstratives

What's this? What's that? They're demonstratives!
 There are two demonstrative adjectives. They can also function as pronouns.

 	this, these
 	that, those, it (object)

Adjective

              I like this red car
                 My mom gave me that shirt

Pronoun

          We don't like that
        This is a delicious burrito

Prepositions

A preposition is a word or group of words used before a noun, pronoun, or noun phrase to show direction, time, place, location, spatial relationships, or to introduce an object. Some examples of prepositions are *in*, *at*, *on*, *of*, and *to*

Prepositions are constructed of 2 arrow emoji, or an emoji and an arrow.

Prepositions come after the direct and indirect objects. And always come before the noun, pronoun, or noun phrase that they introduce. There are 32 prepositions to memorize.









































➡➡	to, towards
⬅⬅	from, away from
⬆⬆	up
⬇⬇	down
↗↘	over, above, over the top of
↘↗	under, underneath, below
↻↻	On, on top of, down onto
↺↺	in relation to, about
➡⏸	up to, up against
⬇⏸	next to, beside, along, alongside, on the side of
⏸➡	Past, beyond, ahead of, in front of
🔴⏸	behind
➡⬅	between, against, amidst, among
❌➡	without, except, except to, rather than, instead of, in place of, not, not to
🌍↻	at, on, in (a location)
💡➡	in case of

🚪➡	out, outside, out of
🚪⬅	In, into, inside, inside
↔↔	through, among, across
🔄⏸	near, close to
🔄⏸	far, from
🔄🔄	around
🔗➡	because of
👉➡	with, using, by, including, along with
〜➡	like, similar to, almost, about, as
👁➡	unlike, different from
✂✂	across
🧠⬅	according to, by (as in created by)
⚙➡	for, in order to
🕒↻	at a time, during a time, in (time)
➡🕒	before, until
🕒➡	after, starting after, past, since

Spatial Prepositions

Spatial prepositions specify location, direction, or the relation of objects in space.








This is the largest group with 20 to memorize.

 	to, towards	 	out, outside, out of
 	from, away from	 	In, into, inside, inside
 	up	 	Through
 	down	 	Near, close to
 	Over, above, over the top of	 	far from
 	under, underneath, below	 	around
 	On, on top of, down onto	 	across
 	up to, up against, against	 	behind
 	Past, beyond, ahead of, in front of	 	Between, amidst, among
 	next to, beside, along, alongside, on the side of	 	at, on, in (a location)








    My family went to the park

       We are arriving from Germany












       The cat ran up the tree

       The rain slid down the window

          I hit the ball over the house

       The mouse is hiding under the bed

          The chef put the food on the plate

           The rabbit slept up against a big tree

 The car drove past us

 The woman's dog sleeps next to her bed












 We walked out the door













 The cat can't go in the house

 The butterfly is flying through the meadow









 We parked close to the store

 They live far from here

 The rocket can fly around the world











 We don't want to walk across the street

 Let's hide behind the couch

 The cow got stuck between two trees







 I saw you at the beach

 My dog will play with your dog at the park

 I was born in The United States

Manner Prepositions









Manner prepositions specify how something was done. This includes words like with, because of, like, unlike...

 →	Because of
 →	with, using, by, including, along with
~→	like, similar to, almost, about, as
 →	unlike, different from
 ←	according to, by (as in created by)
↔↔	in relation to, about
 →	In case of
 →	for, in order to

→→→ We didn't win the race because of you

→→ I saw the comet with my telescope

→ Your bike looks similar to my bike

→ Apples are different from oranges

← We drive according to the law


→→↔↔ The student read a book about DNA

→→→ Break the glass in case of fire

→→→→ I bought flowers for you

Negative Preposition

This preposition has many meanings, but **all of them relate to no including the noun, pronoun, or noun phrase that is introduced.**




	<i>without, except, except to, rather than, instead of, in place of, not, not to</i>
---	--

 We went to lunch without you

 I like all fruits except oranges


Time Prepositions

These prepositions give information about when the verb of the sentence occurs.

	<i>at a time, during a time, in (time)</i>
	<i>before, until</i>
	<i>after, starting after, past, since</i>

 I will see you tomorrow

 You didn't work much yesterday

 They will wait until tomorrow

 We slept after midnight

Prepositions in the Subject of a Sentence

Prepositions can occur in the subject of a sentence. When this is the case we can assume that the preceding noun or noun phrase is a nominalized verb such as *reading* in *Reading to children is fun*.

📖📖➡️➡️👦👦🕒👉👶👶💖 Reading to children is fun

🚗🚗🕒🔄🌧️🌧️🕒👉💪💪⚠️⚠️ Driving while its raining can be dangerous

🏃🏃📎➡️✂️✂️🕒👉⚠️⚠️ Running with scissors is dangerous

🏃🏃➡️➡️🪨🪨➡️➡️🪟🪟🕒👉👎👎👎 Throwing stones at windows is bad

Useful Words to Express Time


Here is a useful list of words for different times, and measures of time. They are often introduced by the time prepositions you learned earlier.

	now, present		yesterday
	past		last night
	future		tomorrow
	second		Tomorrow night
	minute		Day before yesterday
	hour		Night before last
	day		Day after tomorrow
	night		Night after tomorrow
	morning, sunrise		Monday
	evening, sunset		Tuesday
	week		Wednesday
	month		Thursday
	year		Friday
	today		Saturday
	tonight		Sunday

 We play soccer on Tuesday











 Let's make pasta tonight

 I saw you yesterday

 Yesterday was a happy day.

Telling Time

Times are specified by the clock emoji. They could also be written with numbers.

	1:00		7:00
	2:00		8:00
	3:00		9:00
	4:00		10:00
	5:00		11:00
	6:00		12:00

AM and PM can be specified by adding the words for morning, day, evening or night after the time. 🌅🌅, ☀️☀️, 🌄🌄, 🌃🌃

  	1:00am	   	1:00pm
  	2:00am	   	2:00pm
  	3:00am	   	3:00pm
  	4:00am	   	4:00pm
   	5:00am	   	5:00pm
   	6:00am	   	6:00pm
   	7:00am	   	7:00pm
   	8:00am	   	8:00pm
   	9:00am	   	9:00pm
   	10:00am	   	10:00pm
   	11:00am	   	11:00pm
   	12:00pm	   	12:00pm

Events That Take Place Over Time

To express that event occurs over a period of time put the time after 🕒🔁

👤👉🕒🕒🎓🎓🕒🔁📅🔟🔟🔟 I studied for 3 years

👤👉🕒🕒🚗🚗👉👉🏖️🏖️🕒🔁🕒🔟🔟 We drove to the beach for an hour

👤👉🕒👉🎓🎓👉👉🇬🇧🕒🔁📅🔟🔟 I have been learning English for 10 years

🚌🚌🕒🕒👉👉🕒🔁🕒🕒🔟🔟 The bus will wait for 5 minutes

Events at a Moment in Time

To talk about events that take place after a moment in time put either the past or present marker (🕒🕒 and 🕒🕒 respectively) after the time that is introduced by 🕒🔁

👤👉🕒🕒🎓🎓🕒🔁📅🔟🔟🕒🕒 I graduated 3 years ago

👤👉🕒🕒👉👉👉👉🕒🔁🕒🕒🔟🔟🕒🕒 We fed the cats 20 minutes ago

👤👉🕒🕒👉👉🕒🔁🕒🕒🔟🔟🕒🕒 They will arrive in 1 hour

Multiple Time Constructions in One Sentence

👤👉🕒🕒🎓🎓🕒🔁🕒🔟🔟🕒🔁🕒🕒🔟🕒 I studied for 4 hours 2 days ago

👤👉🕒🕒🚗🚗🕒🔁🕒🕒🔟🔟🕒🔁🕒🕒👉👉 We will drive for 30 minutes tomorrow

👤👉🕒🕒👉👉🕒🔁🕒🕒🔟🕒🔁🕒🕒🔟🕒 They wait for over an hour every time







👤👉🕒🕒👉👉🕒🔁🕒🕒🔟🔟🕒🔁🕒🕒🔟🕒🔁🕒🕒🔟🕒 We had lunch for 30 minutes, 4 days ago on tuesday at 12pm

Conjunctions

Conjunctions are words that are used to link sentences and parts of sentences together. Many of them are the same as prepositions, but they take on a different meaning in different grammatical contexts. There are two types of conjunctions.

Coordinating Conjunctions

Coordinating conjunctions connect parts of sentences that are the same grammatical type such as words, phrases, and clauses.

 	<i>and</i>
 	<i>but, yet</i>
 	<i>or, nor</i>



Connecting Nouns and Noun Phrases

Conjunctions can be used in the subject and predicate of a sentence. *And* and *or* are the most common in this type of construction.

              *I like cats and dogs*













            *Apples and oranges are delicious*












                *They do not eat meat or fish*















                  *I saw a big cat and a small dog*














Connecting Verbs and Verb Phrases

Multiple verbs can be connected with conjunctions. A tense marker is required before each verb. The connected verbs always have the same subject and objects.

            *I run and jump*



           *The cats will fight or play*

              *The bird ate but flew away quickly*

             *The bird is eating, but will fly away quickly*



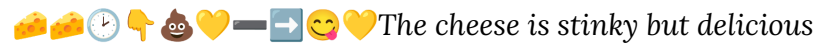

Multiple Negative Verbs

Each verb that is negated must have the tense marker preceded by the negation marker. When using the negation marker, **the tense marker is obligatory even if the 2 verbs use the same tense.**

 I talk but don't listen
 They did not see or hear the car accident

Connecting Adjectives and Adverbs

Coordinating conjunctions can be used to connect adjectives and adverbs. Or and but are obligatory between adverbs and adjectives, but and is optional

 or  They ran quickly and quietly
 The cheese is stinky but delicious
 My new car will be red or blue











Connecting Clauses

Coordinating conjunctions can also be used to join full clauses. **Commas are not necessary** in The Emoji Language.

 I wanted to go to the park, but you want to go to the beach
 I woke up early, and we went for a walk in the park
 We could go see the new movie, or we could stay home

Subordinating Conjunctions


















Subordinating conjunctions are used to connect entire clauses.



	while, when, as soon as, whenever, once
	after, now that, since
	until, before, by the time
	because, since, as
	so that, so, in order that, in order to
	if, only if, if only, unless, provided that, assuming that, as long as, whether, supposing
	as much as
	though, although, even though, given that, even though, even if
	like, as if, as, as though, just as
	therefore, so

              I was eating dinner while we waited

                 The cat is happy now that we gave him dinner

            We waited until the theater was full

                 I will bring my umbrella because it could rain

                   It is important to study so that you will pass the test

                I will go to the party if you go


                    They like ice cream as much as we like chocolate

              We brought umbrellas although it was sunny

            Let's dance like nobody's watching


Relative Clauses

Relative clauses give more information about a noun or phrase. They are introduced by 🏠🏠. Relative clauses can appear in both the subject and the predicate.













	<i>that, which, who, where, how, why, than</i>
---	--














 I like the car that you bought
 The man who I saw yesterday is rich
 We will return to the park where we met
 Tell me who told you
 They want to know why you left
 I don't know where we'll go next
 She doesn't know
 how you make your delicious pizza

▶▶ can also be used to show wish or desire over events and others.

 I need you to help me
 I want you to be happy
 They wanted me to go to the party


































»»» is used to make quotations, or report what someone says.













 I said that it is hot














 He told me no











Comparisons











Comparisons are expressed with

















































Yes/No Questions

Yes/no questions in the emoji language are created by placing **??** at the end of a statement.



















?? Do you know the time?











?? Did the cats eat dinner?















?? Will you go to the party with us?

What, Where, When, Why, How, Who, How Many Questions

In questions using question words the word order does not change from what you have already learned. Instead, a question word is inserted in the sentence **in the place of** what is being asked about.

??	<i>what?</i>
 ?	<i>which?</i>
 ?	<i>who?</i>
 ?	<i>where?</i>
 ?	<i>when?</i>
 ?	<i>why?</i>
 ?	<i>how?</i>
 ?	<i>how much/many?</i>
 ?	<i>how much money?</i>

- acts as a noun in either the subject or predicate.

What did you see?
 What flew over us?

- can also act as a verb.

They did what to you?
 What will you do tomorrow?

- acts as an adjective or a noun

Which car do you like?
 Which do they want?

- acts the same way as what. It functions as a noun in either the subject or predicate. It cannot act as a verb.

Who did you see?
 To whom did they give the tickets?
 Who broke our window?
 Who did what to whom?

- acts as a noun, but is always in the predicate of a sentence.

Where did we go?
 Where is my soccer ball?
 Where did you throw the ball?

- acts as an adverb. It always follows the verb it modifies.

When does the train leave?
 When did we feed the cats?

- ✨? acts as an adverb. It directly follows the verb.

👤👏🕒⌚🛫✈️🛫🛫 ✨? ? ? Why did you leave?
 ☀️🌙🕒👉👉 ✨? 🟩🟩? ? Why is the sky blue?
 🐱🐱🕒👉👉😱😱 ✨? ? ? Why are the cats afraid?

- ⚙️? functions the same way as ✨?.

👤👏🕒👉👉🚶🚶 ⚙️? ➡️➡️🏭👷? ? How do you go to work?
 🚗🚗🕒👉👉🏭🏭 ⚙️? ? ? How is a car made?
 👤👉🕒👉👉🏭🏭 ⚙️? ➡️➡️👉👉? ? How can they do that?

- #? acts as both an adjective and adverb. When following a verb, it asks how many times a verb takes place. When following a noun it asks how many there are.

👉👉🕒👉👉😞😞 #? ? ? How much does it hurt?
 👤👏🕒👉👉👉👉 ➡️➡️🎸🎸 #? ? ? How many guitars do you have?
 👤👤👤 #? 🕒⌚👁️👁️ ➡️➡️🎪🎪? ? How many people saw the show?

- 💰? acts similarly to #? but it directly follows a tense marker.

🚗🚗🕒👉👉💰? ? ? How much does the car cost?
 👠👠🕒⌚💰? ? ? How much were the shoes?

Punctuation

Since the **emoji language is written without any spaces**, it is important to use punctuation between sentences. **There are 3 punctuation markers** in the emoji language.

●●	separates sentences
!!	goes after an emphasized sentence
??	goes after a question

👤👉🕒🕒👁️👁️➡️➡️🐈🐈🐈💛●● I saw the jumping cat.
 🗣️📧👤👉🕒🕒🧠🧠🔊🔊👤👉🕒🕒👉👉🔥👤👉🕒🕒👉👉👉👉👉👉●● My sister said I must go to
 the party.
 👤👉❤️❤️➡️➡️🍟🍟🔗➡️🍟🍟🕒👉🧂💛●● I love fries because they are salty.
 👤👉🕒🕒📺📺➡️➡️🌸🌸➡️➡️🐟🐟●● I gave the fish a flower.

 👤👉🕒!!🧠🧠➡️➡️👤👉!! Tell me!
 👤👉🕒❌❌🕒!!📺📺➡️➡️💰💰➡️➡️👤👉!! Don't give them money!
 👤👉🕒!!🔒🔒➡️➡️🐟🐟!! Let the fish go!

 🏦🏦🕒👉🗺️?? Where is the bank?
 👤??🕒🕒🧠🧠➡️➡️🧠👉?? Who told that joke?
 👤👉🕒👉👍👍➡️➡️🍕🍕?? Do you like pizza?

●● Is optional at the end of a standalone sentence or at the end of a paragraph.

?? and !! are not optional.

Proper Nouns

Proper nouns refer to names, places, products, etc... They are words that are capitalized in English. Proper nouns in The Emoji Language are written, for the most part, with the Latin Alphabet because it is the most used writing system globally.

Names

Names of people are written in the Latin alphabet, But all users of The Emoji Language are encouraged to create a four emoji name that represents something about them, or their interests. The creator of The Emoji Language, Ryan Zin, uses 🗨️🌐🎸🔥 because he is passionate about language, and loves to play the guitar.

Titles like Mr., Ms., Mx, etc... are represented by faces.

👩👩 Gonzalez Ms. Gonzalez
 👨👨 Jones Mr. Jones
 👤👤 Yamamoto Mx. Yamamoto

Places

Place names are written in the Latin alphabet using their local pronunciation

Manchester🇬🇧 Manchester, UK
 Rio De Janeiro🇧🇷 Rio De Janeiro, Brazil
 Ciudad de México🇲🇪 Ciudad de México, México
 Tokyo🇯🇵 Tokyo Japan

Country Names

Country names are written using the flag emoji

 China
 India
 USA
 Mexico
 France
 Nigeria
 Japan

















Language names are written using 🗣️ and a flag

 German
 Japanese
 Russian
 English
 Mexican Spanish
 Arabic

Countries can also be turned into adjectives using ❤️

 German car
 French food
 Japanese electronics
 Swedish meatballs

Some useful words for location


	North		Left		North America		Asia
	South		Right		South America		Oceania
	East		Straight/ahead		Europe		Antarctica
	West		Behind/backward		Africa		The World/Earth

Quotes



Genius is one percent inspiration and ninety-nine percent perspiration.

-Thomas Edison



I have a dream that my four little children will one day live in a nation where they will not be judged by the color of their skin but by the content of their character.

-Martin Luther King



I think therefore I am.

-Rene Descartes



Knowledge is power.

-Sir Francis Bacon



No one can make you feel inferior without your consent.

-Eleanor Roosevelt




Not all those who wander are lost.

-J. R. R. Tolkein

Poems

👉👉❌💖🏆💖🕒👉💪💪🏠🏠 *Nothing Gold Can Stay*

Robert Frost



Nature's first green is gold,
Her hardest hue to hold.
Her early leaf's a flower;
But only so an hour.
Then leaf subsides to leaf.
So Eden sank to grief,
So dawn goes down to day.
Nothing gold can stay.

🌉🌉 *Fog*

Carl Sandburg



The fog comes
on little cat feet.



It sits looking
over harbor and city
on silent haunches
and then moves on.



Maya Angelou



*A free bird leaps
on the back of the wind
and floats downstream
till the current ends
and dips his wing
in the orange sun rays
and dares to claim the sky.*




But a bird that stalks
down his narrow cage
can seldom see through
his bars of rage
his wings are clipped and
his feet are tied
so he opens his throat to sing.



*The caged bird sings
with a fearful trill
of things unknown
but longed for still
and his tune is heard
on the distant hill
for the caged bird
sings of freedom.*



*The free bird thinks of another breeze
and the trade winds soft through the sighing trees
and the fat worms waiting on a dawn bright lawn
and he names the sky his own.*



*But a caged bird stands on the grave of dreams
his shadow shouts on a nightmare scream
his wings are clipped and his feet are tied
so he opens his throat to sing.*





*The caged bird sings
with a fearful trill
of things unknown
but longed for still
and his tune is heard
on the distant hill
for the caged bird
sings of freedom.*



Shall I Compare Thee to a Summer's Day?

William Shakespere




Shall I compare thee to a summer's day?
 Thou art more lovely and more temperate.
 Rough winds do shake the darling buds of May,
 And summer's lease hath all too short a date.
 Sometime too hot the eye of heaven shines,
 And often is his gold complexion dimmed;
 And every fair from fair sometime declines,
 By chance, or nature's changing course, untrimmed;
 But thy eternal summer shall not fade,
 Nor lose possession of that fair thou ow'st,
 Nor shall death brag thou wand'rest in his shade,
 When in eternal lines to Time thou grow'st.
 So long as men can breathe, or eyes can see,
 So long lives this, and this gives life to thee.

Stories

🦌 🏹 ⭐️ ❤️ The Cosmic Hunt

🗣️ 📖 🧑 🧒 🧒 🧒 🧒 🧒 🧒 🧒 🌐 🔄 🌐 🌐 The oldest story in the world



Once upon a time there was a hunter whose family was very hungry. He was wandering through the forest when he found a stream. At the stream he saw a deer that was drinking. He was so hungry that he did not wait to attack the deer. He threw his spear but the deer quickly jumped and ran away. The hunter chased the deer. The deer ran across the mountains for many days. The deer ran through Forrest's and across deserts. Finally, the hunter caught up with the deer when the deer was tired. He threw his spear and pierced the deer as it jumped. While flying through the sky, the deer caught the sun with its antlers. This pulled both the deer and the hunter into the sky. The deer and the hunter became stars that would chase each other forever. During the fall, the deer's blood makes the leaves turn red and fall until the deer dies in winter. In the spring the deer is reborn and the hunt starts again.








The Tortoise and The Hare

Aesop



A Hare was making fun of the Tortoise one day for being so slow.

"Do you ever get anywhere?" he asked with a mocking laugh.


"Yes," replied the Tortoise, "and I get there sooner than you think. I'll run you a race and prove it."

The Hare was much amused at the idea of running a race with the Tortoise, but for the fun of the thing he agreed. So the Fox, who had consented to act as judge, marked the distance and started the runners off.

The Hare was soon far out of sight, and to make the Tortoise feel very deeply how ridiculous it was for him to try a race with a Hare, he lay down beside the course to take a nap until the Tortoise should catch up.




The Tortoise meanwhile kept going slowly but steadily, and, after a time, passed the place where the Hare was sleeping. But the Hare slept on very peacefully; and when at last he did wake up, the Tortoise was near the goal. The Hare now ran his swiftest, but he could not overtake the Tortoise in time.



The North Wind and the Sun

Aesop




The North Wind and the Sun disputed as to which was the most powerful, and agreed that he should be declared the victor who could first strip a wayfaring man of his clothes. The North Wind first tried his power and blew with all his might, but the keener his blasts, the closer the Traveler wrapped his cloak around him, until at last, resigning all hope of victory, the Wind called upon the Sun to see what he could do. The Sun suddenly shone out with all his warmth. The Traveler no sooner felt his genial rays than he took off one garment after another, and at last, fairly overcome with heat, undressed and bathed in a stream that lay in his path.



2 Tale of Two Cities

Charles Dickens



It was the best of times, it was the worst of times, it was the age of wisdom, it was the age of foolishness, it was the epoch of belief, it was the epoch of incredulity, it was the season of Light, it was the season of Darkness, it was the spring of hope, it was the winter of despair.