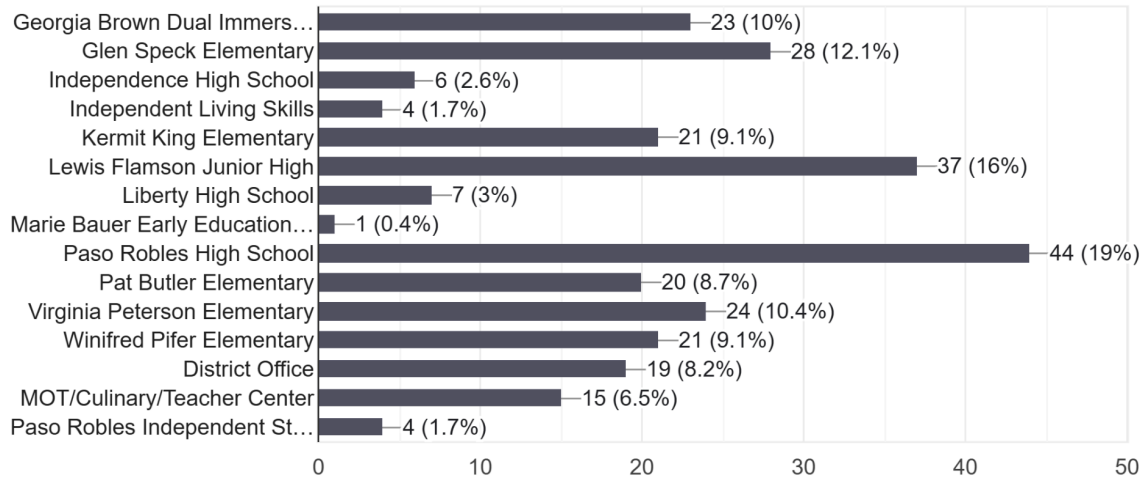


What sites do the staff work at who completed the survey?

I work at the following site/s:

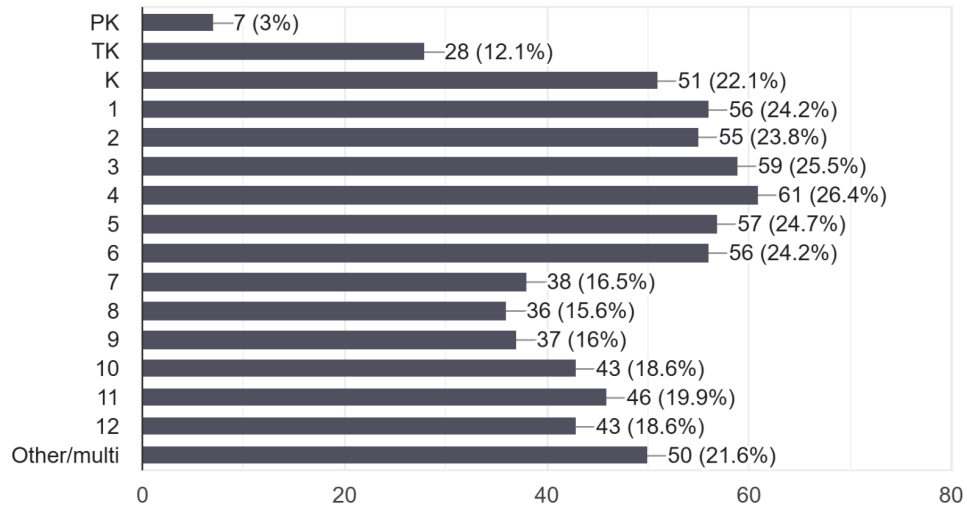
231 responses



What are the grade levels served by the staff who completed the survey?

I serve the following grade level/s in my current role:

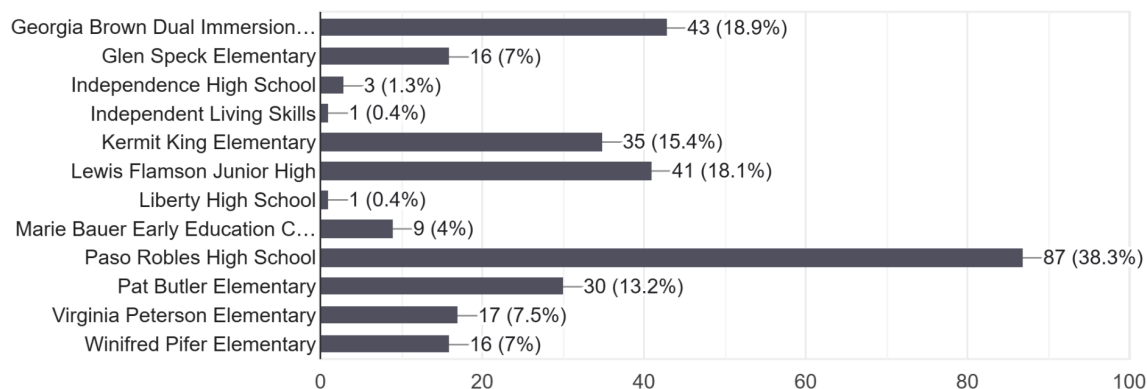
231 responses



Of the parents who completed the survey, what school site does their child/ren attend school?

My student/s attend school at the following site/s: *Mi(s) estudiante(s) asisten a la escuela en la(s) siguiente(s) sede(s):

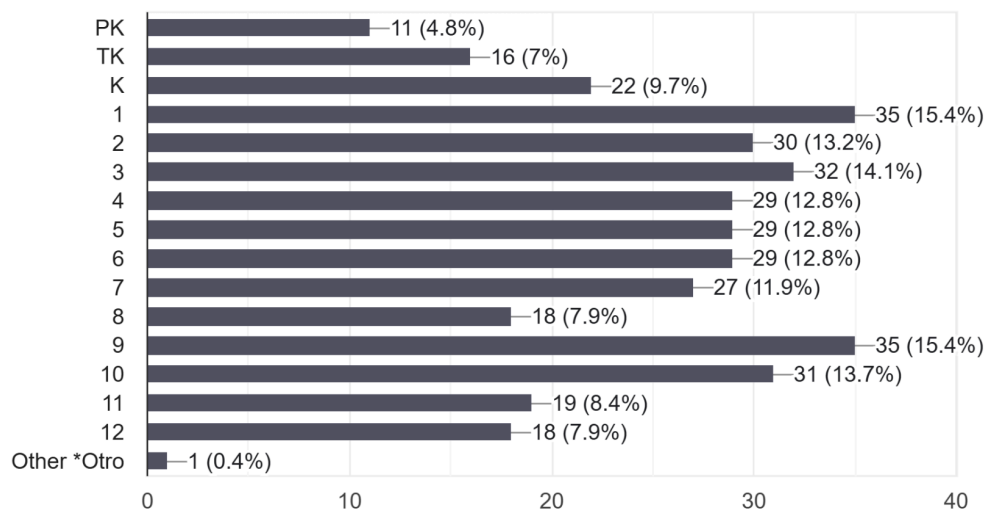
227 responses



These parents have children in the following grades:

My student/s are currently in the following grade/s: *Mi(s) estudiante(s) está actualmente en el(los) siguiente(s) grado(s):

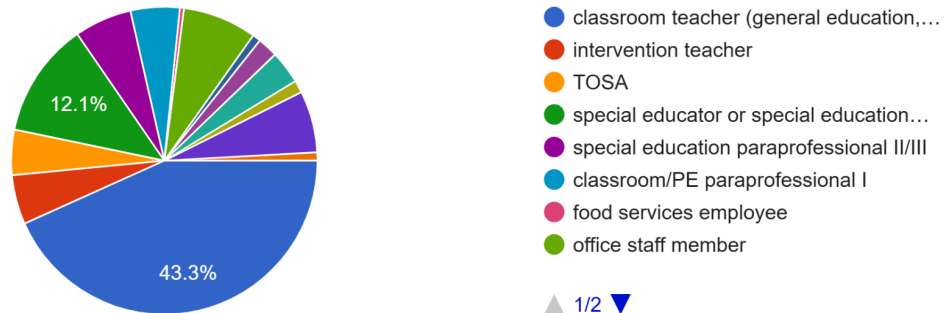
227 responses



What role best describes the what you do for the district if you are a staff member.

The following best represents my role in the District:

231 responses



Two questions on the survey sought input about where to prioritize resources when thinking about classroom reduction, intervention supports, and additional support provided in classrooms by paraprofessionals. The next section provides a breakdown of how various groups responded.

Kindergarten: 5 teachers

1st grade: 8 teachers

2nd grade: 6 teachers

Intervention: 12 teachers

General Education Teachers (all grade levels): 104

Paraprofessionals: 9

Principal/AP/SES: 1

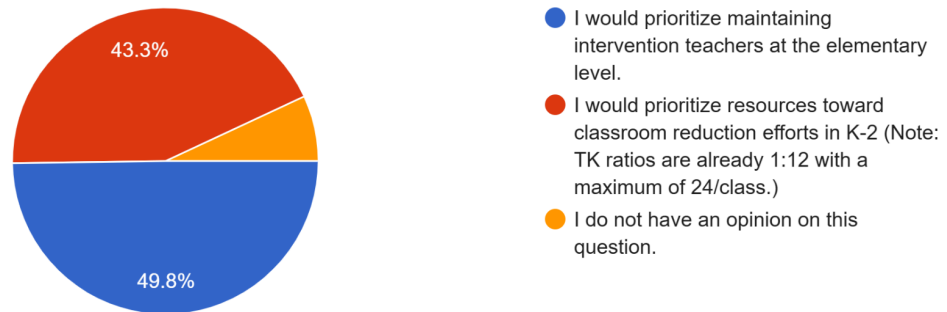
Parents: 227

Students: 1,358 (522 7th-8th, 831 9th-12th)

Intervention vs. Classroom Reduction

Staff have expressed a desire to focus District resources toward classroom reduction efforts, especially in K-2. If you needed to choose between ei...ers, specifically in K-2, what would you prioritize?

231 responses



Kinder: 5 voted for reduction and 0 for intervention model

1st: 4 voted for reduction, 3 voted for intervention model, 1 indicated no opinion

2nd: 3 voted for reduction, 3 voted for intervention model.

Intervention Teachers: 12 voted for intervention model, 0 voted for classroom reduction

General Education Teachers: 12 indicated no opinion, 37 voted for intervention model, 55 voted for classroom reduction

Paraprofessionals (all groups): 2 voted for intervention model, 7 voted for classroom reduction

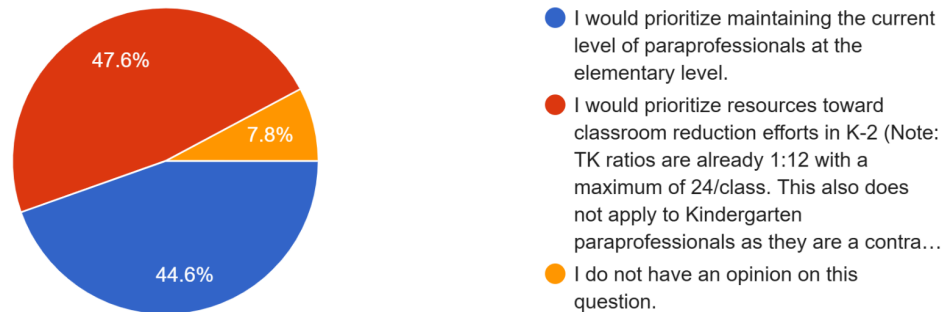
Principal/AP/SES : 1 voted for classroom reduction, 0 votes for intervention model

Parents: 127 voted for classroom reduction, 100 voted for intervention model

Paraprofessionals vs. Classroom Reduction

Staff have expressed a desire to focus District resources toward classroom reduction efforts, especially in K-2. If you needed to choose between ei...ers, specifically in K-2, what would you prioritize?

231 responses



Kinder: 5 voted for classroom reduction

1st grade: 6 voted for classroom reduction, 2 voted for maintaining paraprofessionals

2nd grade: 4 voted for classroom reduction, 2 voted for maintaining paraprofessionals

Intervention Teachers: 7 voted for classroom reduction, 5 voted for maintaining paraprofessionals

General Education Teachers: 14 indicated no opinion, 29 voted for maintaining paraprofessionals, 61 voted for classroom reduction

Paraprofessionals (all groups): 9 voted for classroom reduction, 0 voted for maintaining paraprofessionals

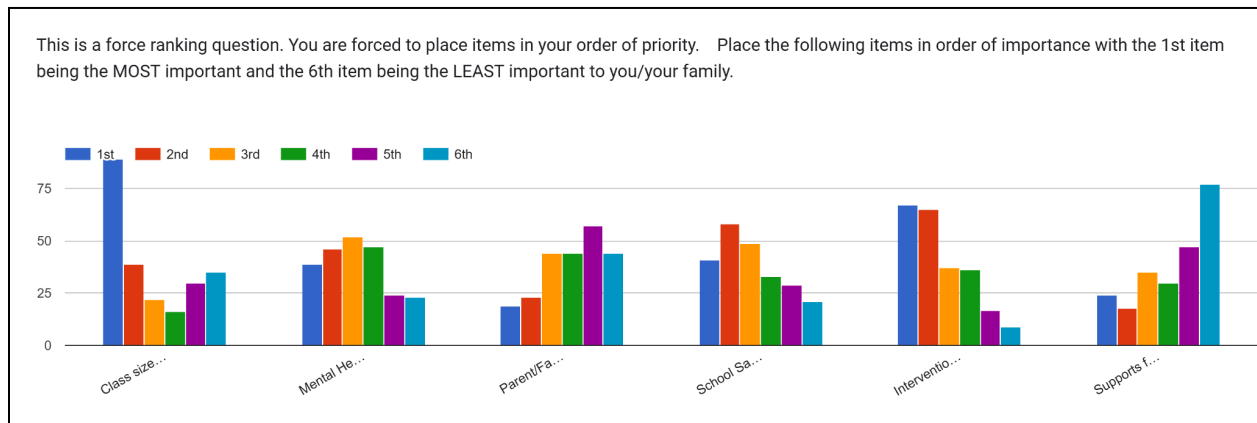
Principal/AP/SES: 1 voted for classroom reduction, 0 votes for maintaining paraprofessionals

Parents: 112 voted for classroom reduction, 115 voted for maintaining paraprofessionals

Staff, parents, and students were asked to force rank the following 6 items in order of priority.

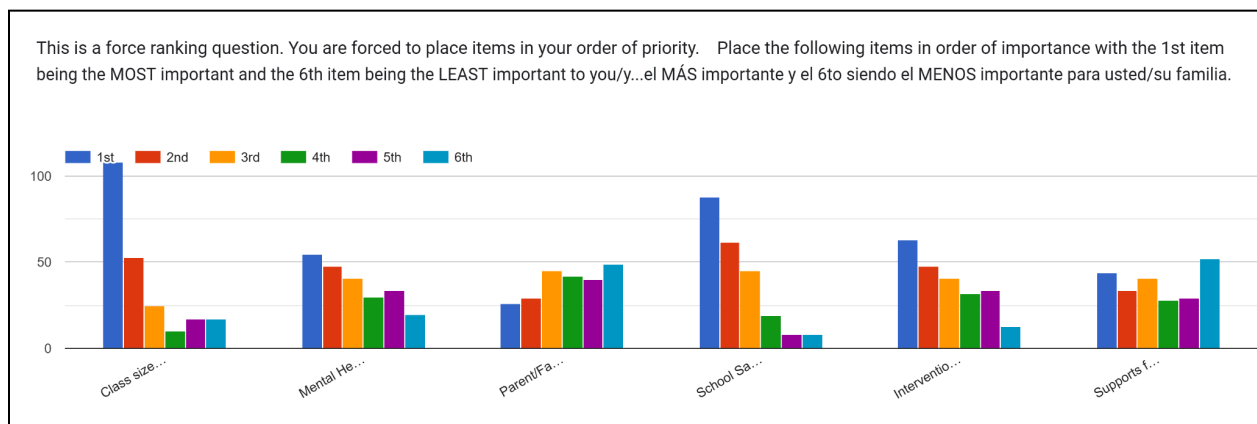
1. **Class size (reducing classroom enrollment below what is either legally required or contractually negotiated)**
2. **Mental Health Supports (counselors, Wellness Rooms, etc.)**
3. **Parent/Family Supports (front office staff, Family Advocates)**
4. **School Safety (playground supervisors, SROs, additional school site administrators)**
5. **Intervention Supports (intervention teachers, paraprofessionals/classroom aides)**
6. **Supports for new teachers (mentors, extra training opportunities)**

Staff Perspective:



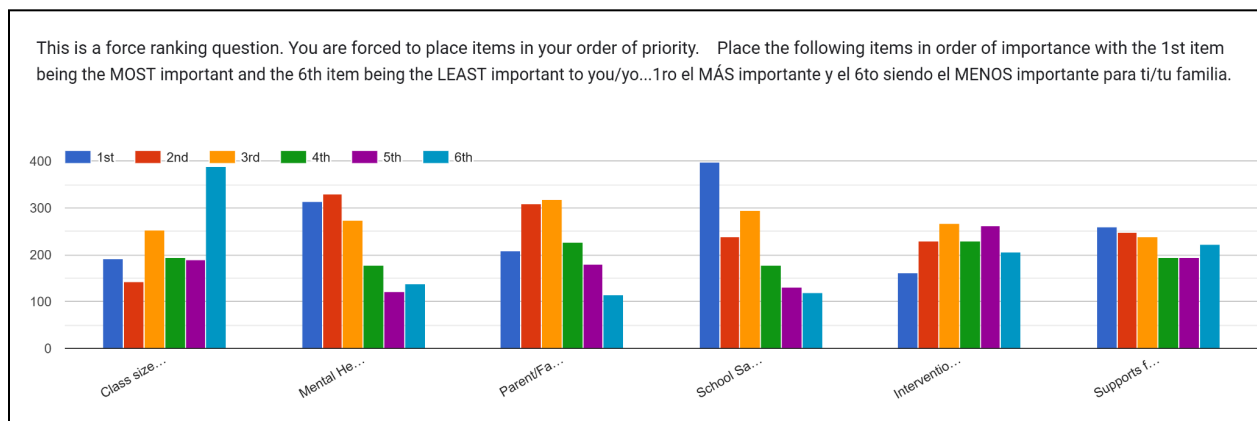
Teachers rank class size as the most important area of priority with intervention support as the second most important area of priority.

Parent Perspective



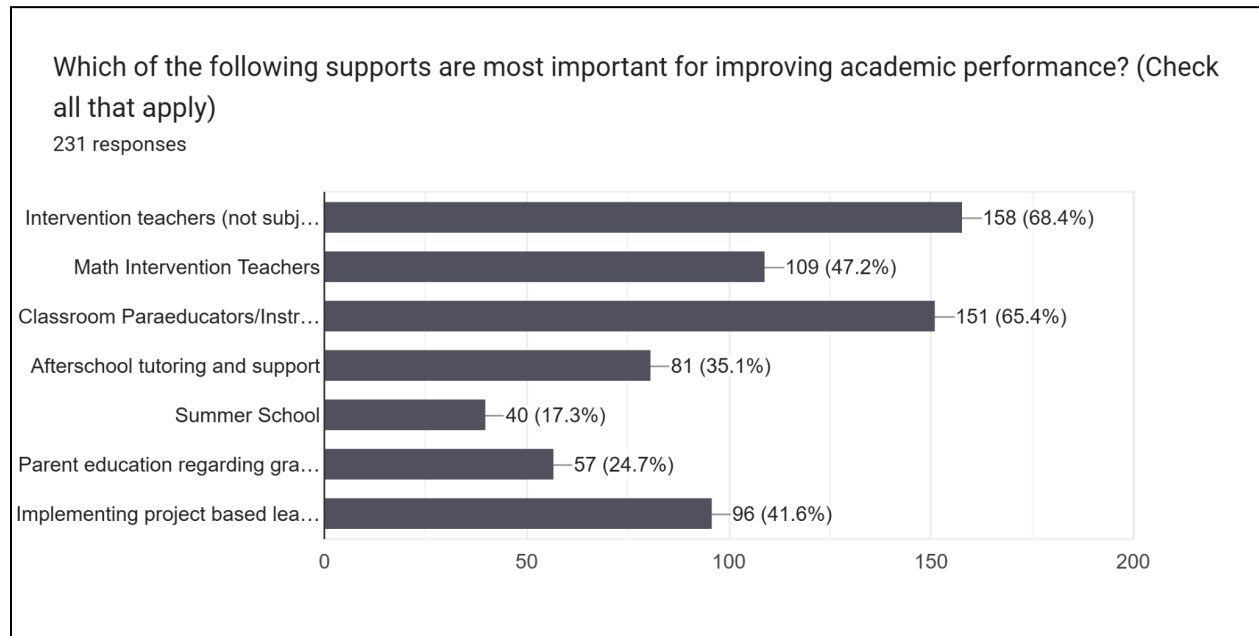
Parents rank class size as the most important area of priority with school safety being the second most important area of priority.

Student Perspective

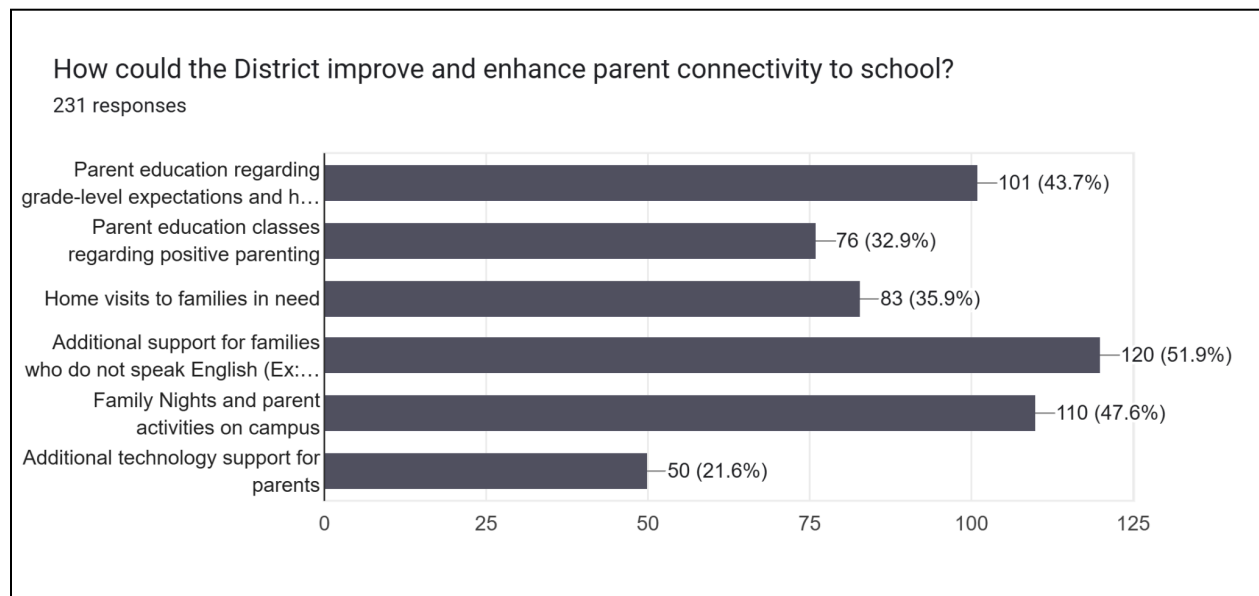


Students rank school safety as the most important area of priority with mental health supports being the second most important area of priority.

Staff Perspective:

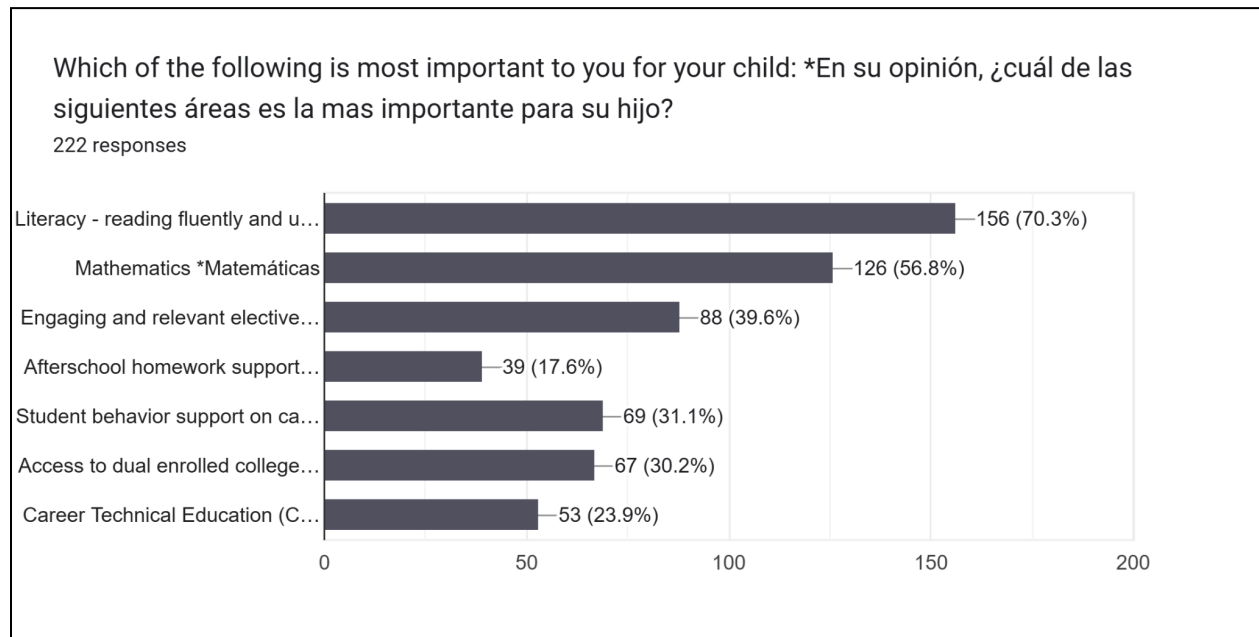


Staff Perspective:



Parent Perspective

87.4% of parents feel their child's school is clean, safe, and functional. 80.9% of parents believe that their child/ren are receiving a high quality education in PRJUSD. Parents indicate the following area/s as the most important to their child:



Student Perspective

91.6% of students indicated they feel welcome on their school campus. 81.5% feel safe at school. 54.2% of students feel like they are getting a high quality education in PRJUSD. 39% are neutral on this topic of whether or not they are receiving a high quality education. Students indicate the most difficult part of school:

