







Activities	Who?	What do the children do?	Which Sense do they use?	Learning outcomes	Resources to be taken
<p><u>Starter activity</u></p> <p><u>Introduce a clock</u> Start the lesson by showing a craft clock. Elicit and chorus the word "clock".</p> <p><u>Practice recognizing numbers 1-12</u> Point to each number 1-12 in order and elicit the numbers.</p>	Group activity	<ul style="list-style-type: none"> Students will practice numbers 1-12. They will observe and identify the clock which is made by craft paper. 	<p>Kinesthetic</p> <p>Auditory</p>	<ul style="list-style-type: none"> ✓ Children will be able to work as team. ✓ Actively takes part in class room activity. 	<p>✓ Toy clock</p> 
<p>Main Activity</p> <ul style="list-style-type: none"> <u>Teach the time vocab</u> <p>Hold up clock and set a time (e.g. 4 o'clock). Ask the class "What time is it?" teach "It's 4 o'clock". Move the hand to another time, and ask again until they have got the hang of the structures.</p> 	Individual Activity	<p>Students will come and tell the time one by one.</p> <p>Students will also point their hands at 1 o'clock" (hold one arm straight up at 12 and the other at 1). After that Points their hands at 2 o'clock" ... continue all the way round to 12 o'clock.</p> 	All senses	<p>Children will be able to–</p> <ul style="list-style-type: none"> Understand the basic concept of time. Compute time Solve problem related to time. <p>They will be able to tell the correct time.</p>	<p>DIY Table Clock</p> 
<p>Reflection</p> <ul style="list-style-type: none"> They will use this knowledge in their daily life. They will make a song on time  <p>tick-tock-tick-tock Tick-tock-tick-tock</p>	Individual & Group activity	<p>Students will do the gestures for the song "What Time Is It?". They will start the song and move their arms to show the times as the song is sung - get everyone to follow and sing along the teacher.</p> <p>For this song students will do an act as a human clock.</p>	Multi-sensory	<ul style="list-style-type: none"> Students will be able to demonstrate their gesture on the song "tick-tock-tick-tock". They will be able to make a model of clock by using craft paper. 	<p>✓ Number cards from 1-12</p>

<p><i>What time is it?</i> <i>What time is it?</i> <i>Please could you tell me the time?</i></p> <p><i>It's one o'clock</i> <i>It's two o'clock</i> <i>It's three o'clock</i> <i>It's four o'clock</i> <i>It's five o'clock</i> <i>It's six o'clock</i></p>					
---	--	--	--	--	--

Prepared by - Mr. Rupesh(PRT)
(KV SSB GWALDAM)