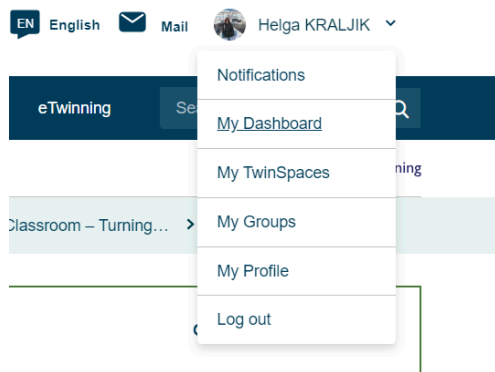
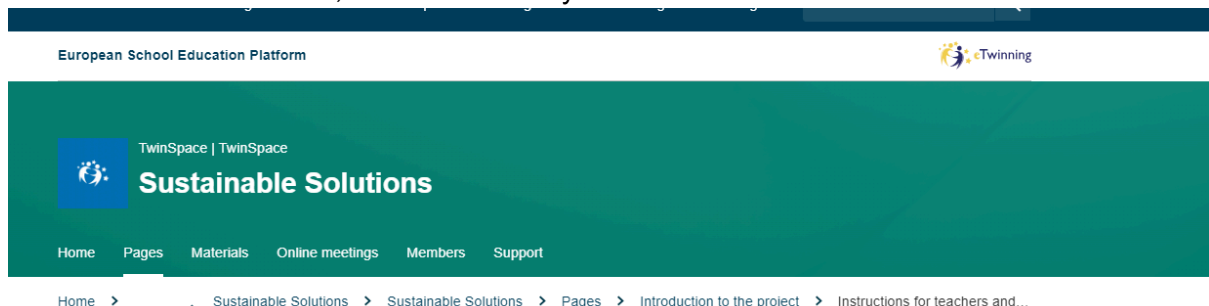


Activities:

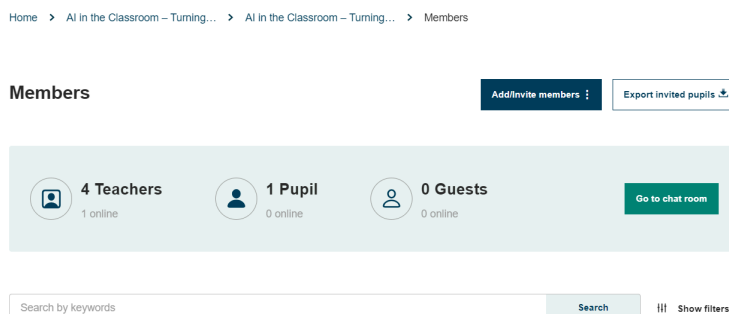
- go to project's *TwinSpace* (Log in and in the top right corner click on your name and then *My TwinSpaces*)



- Choose ours **S&S**, and this is what you will see



- Go to **Members**: If you are new to eTwinning, all of your students will also be new. So, *Members - Add/Invite Members - Add Pupils - Add New Pupils*



- Write student's name, surname and provide a password and click *Add student* on the right and then add the next students and so on

Add new pupils

Generate passwords ☐ Show passwords

First name	Last name	Username	Password	Role	Action
<input type="text" value="Marta"/>	<input type="text" value="Lacić"/>	<input type="text" value="Marta.Lacić"/>	<input type="password" value="....."/>	<input type="text" value="Pupil"/>	<input type="button" value="Add pupil"/>

- When you add all of your students, click *Add pupils to TwinSpace* and when a new window opens, download the document, because you will not be able to do so later.


First name	Last name
Marta	Lacić
Ana	



Success

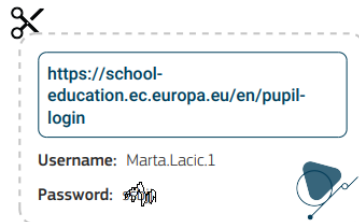
Your student(s) is/are successfully added to the TwinSpace.
You can download the passwords cards and hand out to pupils.

Add pupils to TwinSpace

Download password cards 

[Back to members](#)

- save the document because it will provide you with students user names and passwords (I hid the password here).



- **students log in to TwinSpace using a different [link](https://school-education.ec.europa.eu/en/pupil-login)**
- students' login page: <https://school-education.ec.europa.eu/en/pupil-login>

Activities:

1. Go [here](#) and introduce your school.
2. Go [here](#) & introduce yourself (teachers only).
3. Make sure your students introduce themselves [here](#).
4. [Integration in schools' curriculum](#): Edit the page and describe how the project will be a part of your school year.
5. [TwinSpace Netiquette](#): Have your students vote for one of the options.
6. [Parent agreement](#): make sure you get consent forms for all students involved in the project
7. Teachers kick.off [survey](#)
8. Make sure your students take the [survey](#)
9. **Activity 1: Sustainability** - what, why and when? [Discussion](#)
10. **Introducing the notion of environmental problems** - creating topic related memes: instructions are here on this [link](#) , and then Download your meme and add it [here](#).