

CTEVT

HEALTH ASSISTANT (HA)

SECOND YEAR

SURGERY I

EXAM MASTER FILE - 2083

**BASED ON 12 YEARS QUESTION
PAPER ANALYSIS (2071-2082)**

- ❖ Chapter-wise Important Questions
- ❖ Top 20 VVI Questions
- ❖ Repeated Questions (Exam Focused)
- ❖ High Probability Questions 2083

Published Date: Baishakh 2083

Version: 1.0

Prepared By: AK Learning Nepal

Next Update: After CTEVT 2083 Exam



Chapter-wise Important Questions

Unit 1

1. Explain the differences between laparoscopic and open surgery with their indications, advantages, and disadvantages. Also list three advantages and three disadvantages of laparoscopic surgery.

Unit 2

1. Define gangrene. Write the etiology, clinical features, and management of gas gangrene. Differentiate between gas gangrene and dry gangrene.
2. Define and classify wound. Briefly describe the process of wound healing. Write down the various factors that affect wound healing.
3. Mention the hand warming and scrub techniques. Describe the process of simple suturing

Unit 3

1. What is primary survey? Write the principles of management of a trauma victim. Describe the ABCDE approach.
2. Describe the Glasgow Coma Scale (GCS) and state its significance in assessing head injury. Write the process of stabilization of a patient with acute brain trauma and transport measures.
3. What is the purpose of a FAST scan in trauma evaluation?

Unit 4

1. Define and classify shock. Write the causes, clinical features, and management of hypovolemic, cardiogenic, distributive, and obstructive shock. How do you manage hypovolemic shock at PHC level?
2. Write causes, diagnosis, and management of anaphylactic shock.
3. Write effects of electric shock on cardiac muscle.

Unit 5

1. Describe hydrostatic and oncotic pressure of the capillaries and interstitium along with their role in edema.
2. What are different types of I.V. fluids? Mention their uses. List the water volume regulating hormones in the body.

Unit 6

1. Define hernia. How do you take history and examine a case of hernia? Write the types and management of hernia. Differentiate between direct and indirect inguinal hernia. Differentiate between hydrocele and hernia.
2. Define intussusception. Write the types, causes, clinical features, and treatment of intussusception.
3. Define phimosis and paraphimosis. Write the treatment of paraphimosis and complications of phimosis.

Unit 7

1. Define pneumothorax, classify it. Write causes, clinical features, complications, and management. Define tension pneumothorax, why it is surgical emergency, and its management at health post level.
2. Define lung abscess. List causes and management. Differentiate between lung abscess and empyema. Write treatment of empyema.
3. Describe the anatomy of lungs. Mention clinical features and management of flail chest.

Unit 8

1. What is acute abdomen? Write causes, clinical features, differential diagnosis, management, and indications for referral. Write clinical features of acute appendicitis and why analgesics are not given immediately.
2. Define peritonitis. Write cause, clinical features, and diagnosis.
3. Define cholelithiasis. Write symptoms, signs, consequences, and management.
4. Define intestinal obstruction. Write causes, clinical features, diagnosis, and management.

Unit 9

1. Define hemorrhoids. Write types, causes, clinical features, diagnosis, and treatment. Describe causes, features, and management of rectal bleeding.
2. Differentiate between fistula and sinus. Write clinical features, management, and investigation of anal fissure.
3. Describe the technique for rectal examination of the prostate.

Unit 10

1. Define hematuria. List types, common causes, investigation, and management at health post level. Define retention of urine, causes, and management.
2. Define Benign Prostatic Hyperplasia (BPH). Write clinical features, investigations, and management.
3. Define urinary tract infection (UTI). Write causes, investigation, and management. Why is UTI common in females?
4. Define vasectomy. Write types, complications, and management.

Unit 11

1. Define burn. Classify burn etiologically. Write the rule of nine (Wallace) with fluid calculation using Parkland Formula. Differentiate between burn and scald.
2. Write the management of burn at health post level. Describe the principles of burn wound management.
3. Write any two pre-hospital management for burn victim. Write in brief about electrical and chemical burns.

Unit 12

1. Define breast abscess and acute mastitis. Write etiology, diagnosis, and treatment. Describe incision and drainage of breast abscess.
2. Explain the steps of breast self-examination. List causes of breast lump and signs of malignant lesion.
3. Write short notes on breast carcinoma.

Unit 13

1. Differentiate between benign and malignant tumor (including morphological characteristics). Define tumor and its types and cause?
2. Write clinical features, investigation, and management of gastric carcinoma. List pre-cancerous and cancerous lesions of the skin.
3. Write clinical features of esophageal carcinoma.
4. Write short notes on basal cell carcinoma and tubercular lymphadenitis.

Unit 14

1. Define fracture and classify it. Write clinical features, complications, and principles of management. What are the 4 R's?
2. Mention different types of anesthesia. Write in detail about local anesthesia, its classification, indications, and contraindications.
3. Define sterilization. Write different methods with examples. Explain autoclave. Differentiate between medical and surgical asepsis.

Unit 15

1. Define physiotherapy. Mention its types. Write indications and contraindications of chest physiotherapy.
2. Mention therapeutic exercises for stroke and back pain. Describe types, effects, and uses of therapeutic exercises.
3. Define exercise therapy, therapeutic massage, electrotherapy, hydrotherapy, and cryotherapy.

Unit 16

1. Explain physiological changes during normal pregnancy. Write signs and symptoms of normal pregnancy. What is antenatal checkup and its importance?
2. Describe the effects of alcohol, tobacco, anemia and deficiency of protein, vitamins and mineral on the physical and mental development of the foetus.

Unit 17

1. Define ante-partum hemorrhage (APH), ectopic pregnancy, abortion, and pre-eclampsia. Write the causes, clinical features, and management of placenta previa and ectopic pregnancy. Differentiate between incomplete, threatened, and septic abortion.
2. Define and classify abortion. Differentiate between incomplete, threatened, and septic abortion with management.
3. Define pre-eclampsia and eclampsia. Differentiate their symptoms and management.

Unit 18

1. Define normal labor and differentiate true vs false labor pains. Describe the stages and mechanism of normal labor. Explain the active management of the third stage of labor (AMTSL) in detail.
2. What is a partograph and how do you assess foetal progression? Define foetal distress and its causes. Define episiotomy, its types, and write the techniques of newborn cord care.
3. What is retained placenta? Write its causes, complications, and the procedure for manual removal. Mention the importance of uterine massage and the absolute/relative indications for Lower Segment Cesarean Section (LSCS).

Unit 19

1. Define Postpartum Hemorrhage (PPH). What are the types, causes, Management and clinical features? How will you manage a case of PPH and correlate it with uterine massage?
2. Define puerperal sepsis with clinical features and management. What is UTI? Write the etiology, clinical features, and management of UTI, and explain why it is more common in females.
3. Describe the importance of immediate breastfeeding and the role of exclusive breastfeeding. Discuss the management of breast engorgement, and define mastitis (causes, features, treatment).
4. Define family planning and write the types of methods. What advice would you give to a lactating mother regarding contraception? Write the components of postpartum teaching and the signs of sexual abuse.

Top 25 VVI (Very Very Important) Questions

1. Define shock. Classify shock. Write causes, diagnosis, and management of hypovolemic / anaphylactic shock.
2. Define acute abdomen. Mention causes, clinical features, and management of acute appendicitis at health post level.
3. Differentiate between hydrocele and hernia. How will you examine a hernia case?
4. What is BPH? Write clinical features and management.
5. Define burns. How do you assess burn? Calculate fluid requirement using Parkland formula.
6. Define pneumothorax. Why is tension pneumothorax a surgical emergency? Write management.
7. List causes of rectal bleeding. Write types, clinical features, and treatment of hemorrhoids.
8. Calculate EDD from given LMP. Describe signs and symptoms of normal pregnancy.
9. Define abortion. Types of abortion. Management of incomplete abortion.
10. Define PPH. Causes, clinical features, and management of postpartum hemorrhage.
11. Define wound. Classify wounds. Write factors affecting wound healing.
12. What is intussusception? Write types, causes, clinical features, and treatment.
13. Active management of 3rd stage of labor (AMTSL) – write in detail.
14. Write short note: APGAR score
15. Define ectopic pregnancy. Clinical features, risk factors, and management.

-
16. Define flail chest. Pathophysiology and treatment.
 17. Mention causes of acute urinary retention. Management at health post level.
 18. Define and classify fracture. Write complications of fracture.
 19. Define sterilization. Write different methods with examples.
 20. What is primary survey? Write principle management of trauma victim.
 21. Write short note: Phimosis and paraphimosis.
 22. Define local anesthesia. Write technique of administration.
 23. Placenta previa – short note.
 24. Breast abscess in lactating mother – incision and drainage steps.
 25. Difference between benign and malignant tumor (5 points).








Repeated Important Questions

Question	Repeated Times	Years
Define shock + types + management of hypovolemic shock	5	2071, 2072, 2075, 2076, 2080
Calculate EDD + signs of normal pregnancy	5	2071, 2072, 2074, 2077, 2079, 2080
Differentiate hydrocele from hernia	4	2071, 2074, 2075, 2078
BPH – clinical features and management	4	2072, 2073, 2077, 2082
Acute appendicitis management at health post	4	2071, 2073, 2075, 2081
Abortion – types + management of incomplete abortion	4	2072, 2073, 2075, 2077, 2081

PPH – causes, features, management	4	2071, 2072, 2073, 2075, 2078
Hemorrhoids – types, features, treatment	3	2071, 2072, 2081
Pneumothorax + tension pneumothorax management	3	2071, 2075, 2082
APGAR score short note	3	2072, 2075, 2080, 2081
Active management of 3rd stage of labor	3	2071, 2074, 2076
Burn assessment + Parkland formula	3	2071, 2078, 2079
Phimosis and paraphimosis	3	2071, 2073, 2074

High Probability Questions (Next Exam Prediction)

Question	Expected Level
Management of hypovolemic shock at PHC level	🔥 Most Expected
Difference between direct and indirect inguinal hernia	🔥 Most Expected
Management of 2nd degree burn + Wallace rule + Parkland formula	🔥 Most Expected
Tension pneumothorax – why surgical emergency? + management	🔥 Most Expected
EDD calculation (LMP दी हो) + normal pregnancy signs	🔥 Most Expected
Incomplete abortion – management at health post	🔥 Most Expected
PPH + retained placenta management	🔥 Most Expected
Clinical features and management of acute appendicitis	⚠️ Important
Causes of acute urinary retention + management	⚠️ Important

Types of hemorrhoids + treatment	 Important
APGAR score chart बनाओ	 Important
Ectopic pregnancy – clinical features and risk factors	 Important
Difference between benign and malignant tumor	 Sure Shot (Fix)
Complications of fracture	 Sure Shot (Fix)
Breast abscess – incision and drainage steps	 Sure Shot (Fix)
Placenta previa vs abruptio placentae	 Sure Shot (Fix)

Follow Us

Stay connected with us for daily updates, study notes, lectures, past year questions, and important information related to your studies.

We regularly share educational content, exam preparation tips, model questions, viva questions, and important notices on our social media platforms. Follow us and never miss any update.

-  YouTube - [AK LEARNING NEPAL](#)
-  Facebook - [AK LEARNING NEPAL](#)
-  Tiktok - [AK LEARNING NEPAL](#)
-  Instagram - [AK LEARNING NEPAL](#)
-  Website - [AK LEARNING NEPAL](#)
-  Whatsapp Channel - [AK LEARNING NEPAL](#)
-  Telegram Channel - [AK LEARNING NEPAL](#)

Study Notes & Unit Pages

We have created separate pages for each subject and unit to help you study in an organized way. You can access complete notes, explanations, important questions, MCQs, viva questions, and past year question papers from the links below:

1. **Medicine I and Gynecology**
2. **Surgery I and Obstetrics**
3. **Basic Medical Procedures and First Aid**
4. **Clinical Pathology**
5. **Pharmacology and Pharmacy**
6. **Environmental Health**
7. **Health Education**
8. **Primary Health Care and Family Health**

THANK YOU