

30 WAYS TO USE FORMS IN THE CLASSROOM



Google Forms is a simple tool for creating surveys and quizzes...right? Well, yes, but it can also be a powerful tool for creating automated systems to organize your classroom. Check out these 30 ideas for using forms in the classroom!

30 ways to use Google Forms in the Classroom:

[#1. High School reading quiz](#)

[#2. Google Classroom video quiz](#)

[#3. Bell ringer / Do now activity](#)

[# 4 Mood Check-in](#)

[#5 Permission slip](#)

[#6 Library book recommendation](#)

[#7 Lab Data Collection](#)

[#8 Yearbook Photo Page](#)

[#9 Certificate Creator](#)

[#10 Form to Lesson Plan](#)

[#11 Adaptive Course Evaluation](#)

[#12 Branded form design](#)

[#13 Elementary Reading Inventory](#)

[#14 Professional Development Survey](#)

[#15 Google Forms as a Rubric](#)

[#16 Standards Based Grading](#)

[#17 Parent Teacher Conference Sign Up](#)

[#18 Discipline referrals](#)

[#19 Volunteer Registration](#)

[#20 Parent contact database](#)

[#21 Student engagement tracker](#)

[#22 IEP Goal Tracking](#)

[#23 Parent contact log](#)

[#24 Student progress tracker](#)

[#25 LIVE Reading log](#)

[#26 Classroom observation](#)

[#27 Kindergarten interview form](#)

[#28 Digital Escape Room](#)

[#29 Elementary Math Quiz](#)

[#30 Vocabulary matching quiz](#)

#1. High School Reading Quiz

Hold students responsible for reading assignments by giving a simple quiz. This example is based on *Fahrenheit 451* for a high school English classroom.

This form is configured to release the quiz score immediately after submitting the quiz, something you may NOT want to do in your own classroom if you teach multiple sections.

[View Live Form](#)

[Copy Form Template](#)

#2. Google Classroom Video Quiz

This form features short videos which teach students about the key parts of Google Classroom.

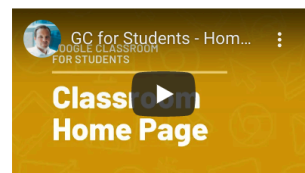
Following each video, students are asked a series of comprehension questions to check their understanding.

Students must earn a mastery score of 80% in order to complete this assignment.

Tip: Adding video to a quiz adds interest and improves comprehension. Videos must be uploaded to YouTube in order to be added to a Form.



Watch this video before you move to the next section.



[View Live Form](#)

[Copy Form Template](#)

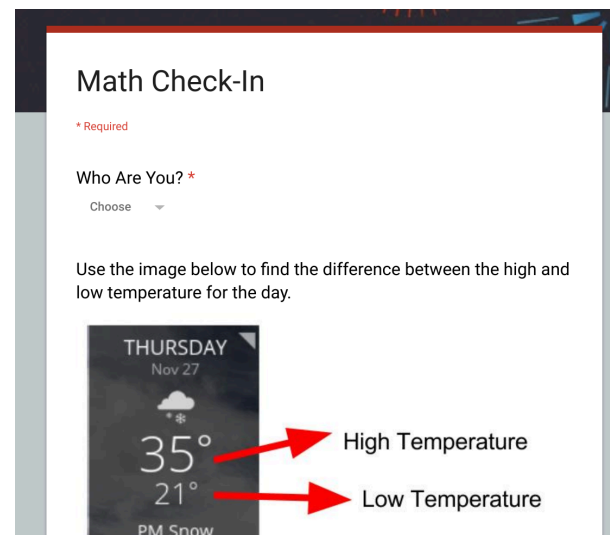
#3. Bell ringer / Do now activity

This morning math check in activity is completed by students first thing in the morning, before the start of class.

Hints have been added to help students who enter an incorrect response.

Tip: use data validation rules to trigger hints for difficult questions.

[View Live Form](#)



[Copy Form Template](#)

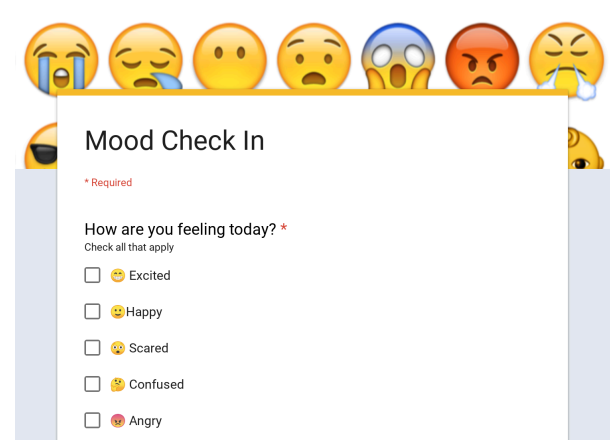
4 Mood Check-in

This mood check in provides a safe space for students to share their current mood and concerns with you.

*Tip: By using an add-on like **Form Postman** you can configure the form to send you an email if a student indicates a negative emotion.*

Looking at the summary page for this form can help reveal important trends in student behavior.

[View Live Form](#)



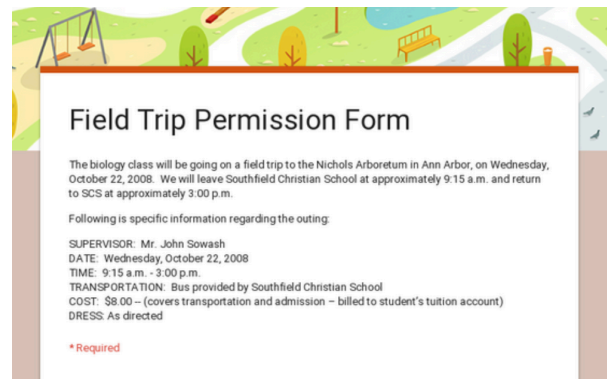
[Copy Form Template](#)

#5 Permission slip

Field trips are fun. Permission slips are not. This form allows parents to digitally sign permission slips.

*Tip: to prevent students from completing their own permission slip, a parent email address is required and a notification is sent to this email address using **Form Postman**.*

Choice eliminator is used to remove student names from the drop-down list once permission has been given. This makes it easy for a teacher to identify which students do not have a permission slip on file.

A digital form titled "Field Trip Permission Form" with a colorful illustration of a park at the top. The form contains the following text: "The biology class will be going on a field trip to the Nichols Arboretum in Ann Arbor, on Wednesday, October 22, 2008. We will leave Southfield Christian School at approximately 9:15 a.m. and return to SCS at approximately 3:00 p.m." followed by "Following is specific information regarding the outing:". Then, it lists details: "SUPERVISOR: Mr. John Sowash", "DATE: Wednesday, October 22, 2008", "TIME: 9:15 a.m. - 3:00 p.m.", "TRANSPORTATION: Bus provided by Southfield Christian School", "COST: \$8.00 - (covers transportation and admission - billed to student's tuition account)", and "DRESS: As directed". A red asterisk and the word "Required" are at the bottom.

[View Live Form](#)

[Copy Form Template](#)

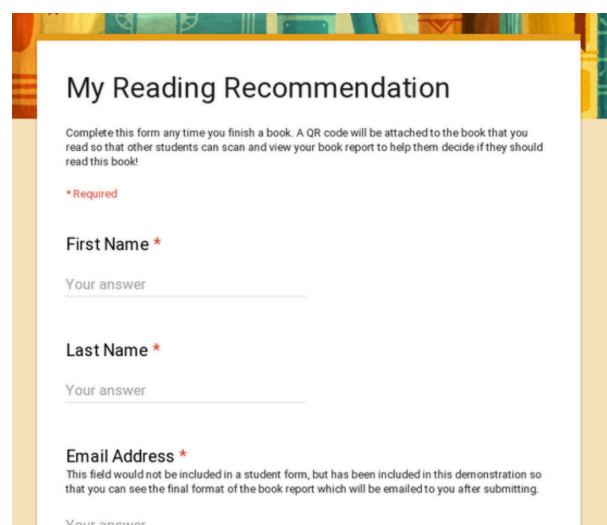
#6 Library book recommendation

Encourage students to share their book recommendation by completing this form.

Once submitted, [AutoCrat](#) will turn the form submissions into a nicely formatted Google Doc.

Tip: Librarians can tape a QR code on the book cover which points to the digital book report.

Any student can scan the QR code to read the student recommendation.

A digital form titled "My Reading Recommendation" with a colorful illustration of books at the top. The form contains the following text: "Complete this form any time you finish a book. A QR code will be attached to the book that you read so that other students can scan and view your book report to help them decide if they should read this book!". It then lists three required fields, each with a red asterisk: "First Name", "Last Name", and "Email Address". Each field has a "Your answer" label and a text input area. A note at the bottom states: "This field would not be included in a student form, but has been included in this demonstration so that you can see the final format of the book report which will be emailed to you after submitting." followed by another "Your answer" label and text input area.

[View Live Form](#)

[Copy Form Template](#)

#7 Lab Data Collection

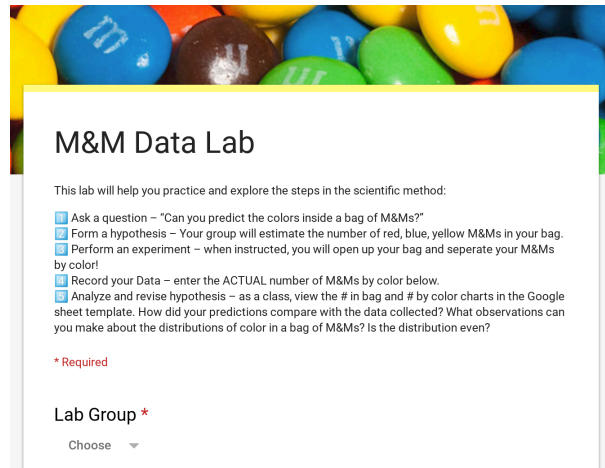
Simplify data collection and analysis for your next lab activity!

In this example, students submit their lab data through a Google Form which automatically updates the totals on the lab document.

Armed with the class data set, students can perform their own calculations and write up the lab analysis.

[Tim Welch](#) set up a similar activity with a detailed [video](#) and [written explanation](#).

[View Live Form](#)



[Copy Form Template](#)

#8 Yearbook Photo Page

Google Forms has a file upload feature that you can use to collect digital files.

In this example, teachers submit their favorite bitmoji image for use in the school yearbook.

You can go even further by using [AutoCrat](#) to take the images and add them to Google Slide presentation ready for printing!

[Jennifer Scott](#) is using Google Slides to design her school yearbook. Check out how she uses this system in [this video](#).

[View Live Form](#)

Switch account'. There is a red asterisk and the word 'Required' below this. There are two text input fields: 'First Name *' and 'Last Name *'. Each field has a placeholder text 'Your answer'." data-bbox="514 545 859 797"/>


[Copy Form Template](#)

#9 Certificate Creator

Creating certificates is a pretty common task in education. Whether honoring students for their academic or athletic achievement or documenting professional development activity. Forms is a convenient way to generate certificates.

This simple example collects your name and email address and uses **AutoCrat** to generate a simple certificate which is emailed to you as a PDF.

Watch [this video](#) for instructions on using Autocrat!



Google Ninja Certificate

* Required

Name *

First and last, please!

Your answer

[View Live Form](#)

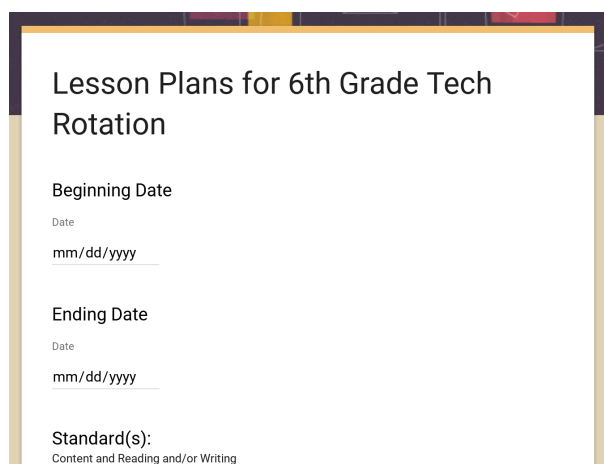
[Copy Form Template](#)

#10 Form to Lesson Plan

Use a Google Form to fill in your plans each week. This form is filled with checkboxes and drop down fields to simplify submitting information.

Once submitted, AutoCrat uses the submission data to create a [lesson plan document](#) that can be printed or submitted to a school administrator.

Thanks to [Amanda Dykes](#) for sharing this example! Check out [this guide](#) to setting up and using this form!



Lesson Plans for 6th Grade Tech Rotation

Beginning Date

Date

mm/dd/yyyy

Ending Date

Date

mm/dd/yyyy

Standard(s):

Content and Reading and/or Writing

[View Live Form](#)

[Copy Form Template](#)

#11 Adaptive Course Evaluation

Good teachers seek feedback and constantly work to improve their course. This is the course evaluation form that I use to solicit feedback on my online courses.

This form features question branching: based on your answer to a question the form splits to ask additional follow up questions (i.e. indicating that you would like a sticker takes you to the address section).

Course Feedback

Thanks for participating in my course! I hope you found it helpful. I would be grateful if you would provide some feedback so that I can improve this course for future participants.

*** Required**

Select your course *

Choose ▼

Your 2 sentence summary. *

Best course ever? Worst course ever? Please provide me with a ~2 sentence description of your experience:

Your answer

[View Live Form](#)

[Copy Form Template](#)

#12 Branded form design

Your form doesn't need to be purple!

This example demonstrates the ability to brand your form to match your school or business brand.

You can use the header, font and colors adjustments, and title blocks to match your form to your website.

You will also notice that this form uses page breaks to neatly divide sections of the form so that it isn't one giant page.

miGOOGLE

Sample - Call for Speakers

Instructions

Thank you for your interest in speaking at the 2018 miGoogle conference. Your proposal will be reviewed by a panel of educators to ensure that the miGoogle conference features the highest quality instruction.

Please remember the following guidelines:

1. You must be able to present on Tuesday, November 6, 2018 between 9am - 4pm
2. Sessions should focus on the educational application a Google product or application.
3. Groups of 2-3 are welcome to present however only the primary presenter will receive complimentary conference registration.

More information about the miGoogle conference can be found at www.miedtech.com.

[View Live Form](#)

[Copy Form Template](#)

#13 Elementary Reading Inventory

Use this form when evaluating the reading fluency of a student.

Reading inventories are typically completed 2-3 times each year.

This form makes it easy to collect, store, and analyze collected data to observe student growth.

Background Information

Student Name

Your answer

Current Grade

Your answer

Reading Fluency

Reading Content

☐ Language Arts

[View Live Form](#)

[Copy Form Template](#)


#14 Professional Development Survey

Make sure your district PD is aligned with what your teachers actually need!

This survey will help you discover the topics and skills your teachers want to learn more about and their preferred learning format.

This example is easily customizable and features likert-scale questions to make submissions easy.

Use the summary of responses to quickly view results without opening a spreadsheet!



Professional Development Survey

We are planning our professional development activities for the upcoming year and would love your input on the topics and format of the training.

jrsowash@sowashventures.com [Switch account](#)



* Indicates required question

Email *

Your email

[View Live Form](#)

[Copy Form Template](#)

#15 Google Forms as a Rubric

Rubrics are the ideal method of evaluating project based learning. This Google Form makes it easy to complete an evaluation while you are reading a student paper or viewing their physical project. Use a tool like **AutoCrat** or **FormMule** to automatically send students a summary of your evaluation and comments.

Here is [another example](#) designed by [Amanda Dykes](#) that she uses to grade student project notebooks.

[View Live Form](#)

Google Form as a Rubric

This is a different way to consider forms.

As a teacher, it is a form for your own use—no other user will see it. It is designed as a rubric. It includes areas to type comments for students, but it also includes generic comments that might apply for multiple students.

Save time and focus on providing quality feedback! Evaluate student responses using this form.

Share the results using Mail Merge, Add-On scripts created by users (such as Autocrat) or by copying and pasting results from the results sheet into individual documents/sheets. Use an Add-On script created by a user (such as FormRanger) to auto-input student identities, such as email addresses.

Email

Your answer

[Copy Form Template](#)

#16 Track Standards Based Grading

This simple Google Form simplifies the process of tracking standards-based grades using Google Sheets.

This form is filled out by the teacher each time you introduce a new assignment to your students.

Once submitted, you can view and modify student grades through Sheets.

Watch [this video](#) for more insights on how to setup and use this system in your classroom! Thanks to [Stephanie Howell](#) for sharing this example!

[View Live Form](#)

Assignment

Your answer

Score

	Mastery	Progressing	Limited	Absent
Student 1	<input type="checkbox"/>	<input type="checkbox"/>	<input type="checkbox"/>	<input type="checkbox"/>
Student 2	<input type="checkbox"/>	<input type="checkbox"/>	<input type="checkbox"/>	<input type="checkbox"/>
Student 3	<input type="checkbox"/>	<input type="checkbox"/>	<input type="checkbox"/>	<input type="checkbox"/>
Student 4	<input type="checkbox"/>	<input type="checkbox"/>	<input type="checkbox"/>	<input type="checkbox"/>
Student 5	<input type="checkbox"/>	<input type="checkbox"/>	<input type="checkbox"/>	<input type="checkbox"/>

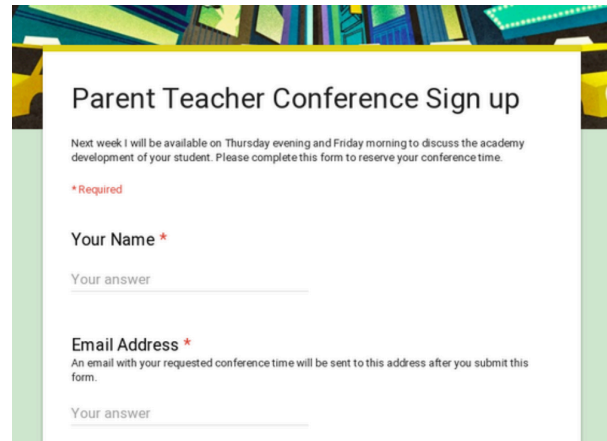
[Copy Form Template](#)

#17 Parent Teacher Conference Sign Up

You can organize parent teacher conferences using a combination of Google Forms, Google Calendar, and Google Meet.

This system will allow parents to select from your available time slots, prevent duplicate meetings, and organize everything on your Calendar.

Tip: [watch this video](#) for step by step instructions on how to set up this system!

A screenshot of a Google Form titled "Parent Teacher Conference Sign up". The form has a header with a colorful geometric pattern. Below the title, there is a paragraph: "Next week I will be available on Thursday evening and Friday morning to discuss the academy development of your student. Please complete this form to reserve your conference time." There are two required fields: "Your Name" and "Email Address". Each field has a red asterisk and a "Your answer" label below it. The "Email Address" field has a small note: "An email with your requested conference time will be sent to this address after you submit this form."

[View Live Form](#)

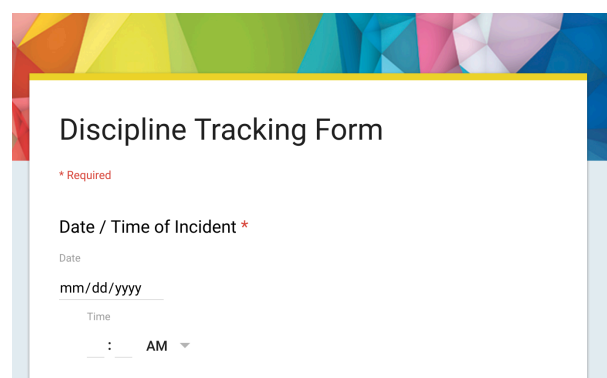
[Copy Form Template](#)

#18 Discipline referrals

Quick action is important when dealing with student discipline issues.

Google Forms provides an easy way for teachers to submit incident reports which can immediately be routed to the appropriate administrator for follow up.

Form data is pushed to Google Sheets, administrators can add additional comments and use a tool like **AutoCrat** to generate a discipline referral document.

A screenshot of a Google Form titled "Discipline Tracking Form". The form has a header with a colorful geometric pattern. Below the title, there is a red asterisk and the text "* Required". There is a required field "Date / Time of Incident" with a red asterisk. Below this field, there are two sub-fields: "Date" with a placeholder "mm/dd/yyyy" and "Time" with a placeholder "AM" and a dropdown arrow.

[View Live Form](#)

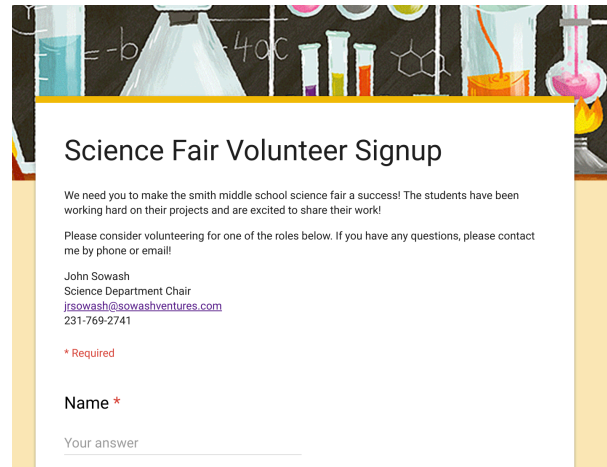
[Copy Form Template](#)

#19 Volunteer Registration

Coordinating volunteers is a lot of work!

Google Forms can help organize and coordinate volunteer positions.

By using the **Choice Eliminator** add-on you can automatically remove volunteer opportunities after they have been filled.

A Google Form titled "Science Fair Volunteer Signup" with a science-themed header image. The form text includes: "We need you to make the smith middle school science fair a success! The students have been working hard on their projects and are excited to share their work!", "Please consider volunteering for one of the roles below. If you have any questions, please contact me by phone or email!", contact information for John Sowash (Science Department Chair, jrsowash@sowashventures.com, 231-769-2741), a red asterisk indicating required fields, and a "Name" field with a red asterisk and a text input area labeled "Your answer".

Science Fair Volunteer Signup

We need you to make the smith middle school science fair a success! The students have been working hard on their projects and are excited to share their work!

Please consider volunteering for one of the roles below. If you have any questions, please contact me by phone or email!

John Sowash
Science Department Chair
jrsowash@sowashventures.com
231-769-2741

* Required

Name *

Your answer

[View Live Form](#)

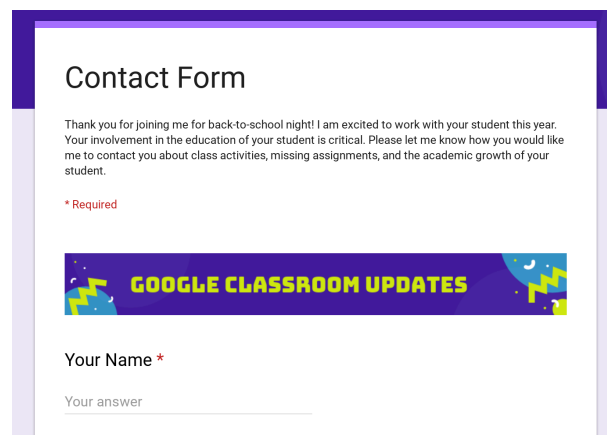
[Copy Form Template](#)

#20 Parent Contact Database

The parent contact information that schools have on file is frequently incomplete or out of date.

During back to school night I provide parents an opportunity to share their contact information with me so that I can keep them up to date on the progress of their student.

This is also a great time to ask if the parent is interested in receiving Google Classroom updates.

A Google Form titled "Contact Form" with a purple header. The form text includes: "Thank you for joining me for back-to-school night! I am excited to work with your student this year. Your involvement in the education of your student is critical. Please let me know how you would like me to contact you about class activities, missing assignments, and the academic growth of your student.", a red asterisk indicating required fields, a "GOOGLE CLASSROOM UPDATES" banner, and a "Your Name" field with a red asterisk and a text input area labeled "Your answer".

Contact Form

Thank you for joining me for back-to-school night! I am excited to work with your student this year. Your involvement in the education of your student is critical. Please let me know how you would like me to contact you about class activities, missing assignments, and the academic growth of your student.

* Required

GOOGLE CLASSROOM UPDATES

Your Name *

Your answer

[View Live Form](#)

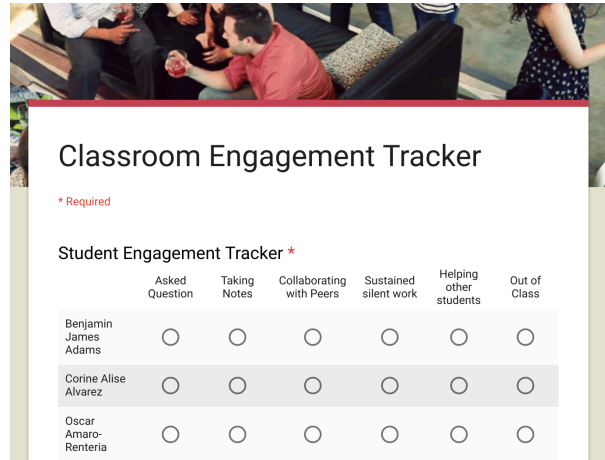
[Copy Form Template](#)

#21 Engagement tracker

Are your students engaged in classroom learning on a daily basis?

Anecdotal observations frequently fall short when you are tracking engagement of 25 or more students. This simple form makes it easy to quickly scan your classroom and identify students who are engaged in the learning process.

The summary of responses page will reveal which students are regularly engaged, allowing you to identify opportunities to improve instruction and intervene with students who are frequently disengaged.



The form is titled "Classroom Engagement Tracker" and includes a red asterisk indicating it is required. It features a table for tracking student engagement. The table has columns for "Asked Question", "Taking Notes", "Collaborating with Peers", "Sustained silent work", "Helping other students", and "Out of Class". The rows list three students: Benjamin James Adams, Corine Alise Alvarez, and Oscar Amaro-Renteria. Each cell in the table contains a radio button for selection.

	Asked Question	Taking Notes	Collaborating with Peers	Sustained silent work	Helping other students	Out of Class
Benjamin James Adams	<input type="radio"/>	<input type="radio"/>	<input type="radio"/>	<input type="radio"/>	<input type="radio"/>	<input type="radio"/>
Corine Alise Alvarez	<input type="radio"/>	<input type="radio"/>	<input type="radio"/>	<input type="radio"/>	<input type="radio"/>	<input type="radio"/>
Oscar Amaro-Renteria	<input type="radio"/>	<input type="radio"/>	<input type="radio"/>	<input type="radio"/>	<input type="radio"/>	<input type="radio"/>

[View Live Form](#)

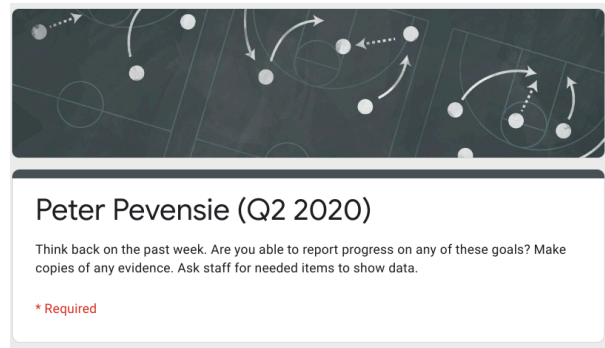
[Copy Form Template](#)

#22 IEP Goal Tracking

This form is created by the SpEd teacher and filled out by the teacher of record who tracks improvement on documented IEP goals.

This form can be customized to include multiple goals, if desired.

Based off of a form designed by [Kara Guiff](#)



The form is titled "Peter Pevensie (Q2 2020)" and includes a red asterisk indicating it is required. It features a section for tracking progress on IEP goals. The section includes a heading "Think back on the past week. Are you able to report progress on any of these goals? Make copies of any evidence. Ask staff for needed items to show data." and a table for tracking progress.

	Asked Question	Taking Notes	Collaborating with Peers	Sustained silent work	Helping other students	Out of Class
Benjamin James Adams	<input type="radio"/>	<input type="radio"/>	<input type="radio"/>	<input type="radio"/>	<input type="radio"/>	<input type="radio"/>
Corine Alise Alvarez	<input type="radio"/>	<input type="radio"/>	<input type="radio"/>	<input type="radio"/>	<input type="radio"/>	<input type="radio"/>
Oscar Amaro-Renteria	<input type="radio"/>	<input type="radio"/>	<input type="radio"/>	<input type="radio"/>	<input type="radio"/>	<input type="radio"/>

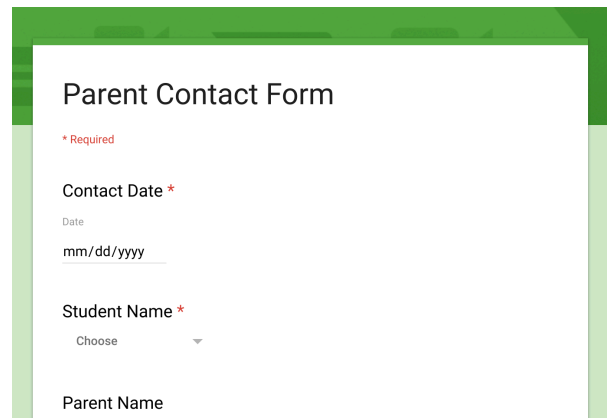
[View Live Form](#)

[Copy Form Template](#)

#23 Parent contact log

This is a simple form to record conversations with parents and guardians.

Veteran teachers understand the importance of documenting classroom communication to resolve conflicts and comply with IEP requirements

The screenshot shows a form titled "Parent Contact Form" with a green header. It includes a red asterisk indicating required fields. The form has three input sections: "Contact Date" with a date picker (mm/dd/yyyy), "Student Name" with a dropdown menu (Choose), and "Parent Name" with a text input field.

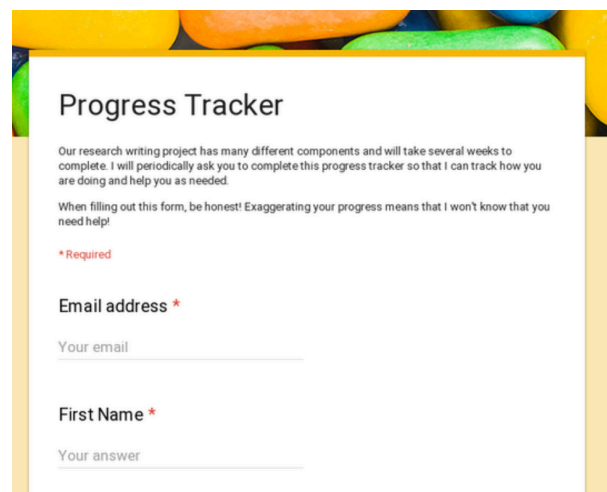
[View Live Form](#)

[Copy Form Template](#)

#24 Student progress tracker

When working on a long-term assignment such as a research paper, tracking student progress and understanding what each student is working on can be challenging. Ask your students to complete this form each time they finish a component of their project. This will give you a snapshot of what students are working on.

This form has been configured to automatically collect user email and limit to one response. After submitting the form the first time, the student will be prompted to **"edit your response"** rather than submitting the form a second time. This allows them to update their progress so that the form response data is accurate.

The screenshot shows a form titled "Progress Tracker" with a yellow header. It includes a red asterisk indicating required fields. The form has three input sections: "Email address" with a text input field (Your email), "First Name" with a text input field (Your answer), and a "Your answer" field. There is also a note about the form's purpose and a warning to be honest.

[View Live Form](#)

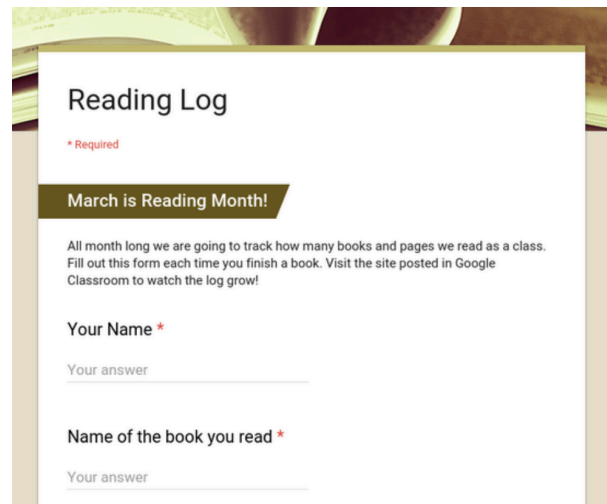
[Copy Form Template](#)

#25 LIVE Reading log

Keep track of how many books and pages your class (or school) has read by taking advantage of the LIVE chart and graph feature of Google Sheets.

1. Have students log their reading using a Google form ([like this](#))
2. The data that is collected feeds into a Google Sheet ([like this](#))
3. Create a chart that tracks pages and books read. ([like this](#))

Embed the chart into a [Document](#), [Presentation](#), or [Google Site](#) and watch it grow!



[View Live Form](#)

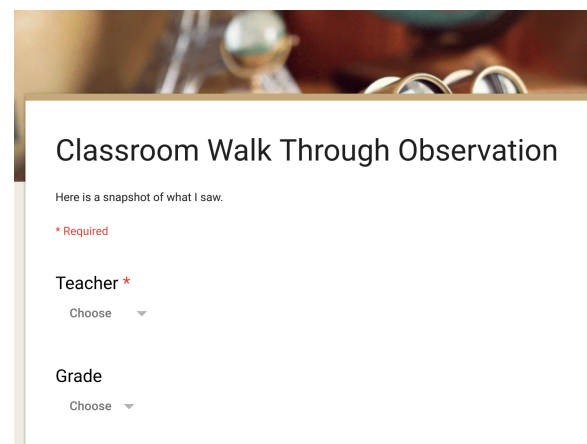
[Copy Form Template](#)

#26 Classroom Observations

School administrators can create a standardized and transparent observation system with Google Forms. This Form includes all of the agreed upon observation criteria which can be completed on a mobile phone or tablet during the walk through.

This system removes the guesswork from observations. By using a tool like FormMule the administrator can provide a copy of the observation to the teacher immediately upon submitting the form.

[Tim Welch](#) created a similar form based on the Danielson Framework you can explore [here](#)!




[View Live Form](#)

[Copy Form Template](#)

#27 Kindergarten interview form

Google Forms is a helpful tool for collecting information on incoming Kindergarteners. This form is filled out by teachers after interviewing new students.

After submitting the form, a summary document is generated by **AutoCrat** which is accessible to the entire grade level team and school administrators.



The screenshot shows a Google Form titled "Kindergarten Round Up" with a decorative header featuring a yellow school bus and a blue car. Below the title, there is a red asterisk indicating a required field. The form has a section titled "Student Information" in a red box. It contains two text input fields: "Student First Name *" and "Student Last Name *", each followed by a "Your answer" label and a text input line.

[View Live Form](#)

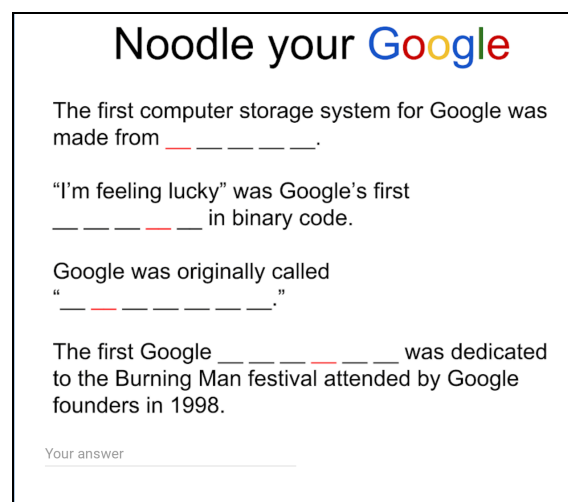
[Copy Form Template](#)

#28 Digital Escape Room

Google Forms can be used to create a digital puzzle, similar to an escape room or BreakoutEDU box.

This example was created for a teacher conference. Forms like this are accompanied documents, links, videos, etc which contain the answers to the riddles.

Escape forms like this take advantage of page breaks and data validation to block progress until the correct answer is submitted.



The screenshot shows a Google Form titled "Noodle your Google" with a puzzle theme. The form contains three text input fields with clues: "The first computer storage system for Google was made from _____.", "“I’m feeling lucky” was Google’s first _____ in binary code.", and "Google was originally called “_____”". Each field is followed by a "Your answer" label and a text input line. The form is enclosed in a black border.

[View Live Form](#)

[Copy Form Template](#)

#29 Elementary Math Quiz

This simple math quiz helps first grade students practice basic math skills and the use of technology in the classroom.

This example places each question in its own section so that students can only see one question at a time. Images are used extensively to reduce the reading complexity.

Thanks to [Ally de Bruin](#) from South Africa for sharing her form!

[View Live Form](#)

Money

Which shows R2? *

1 point



☐ 1



☐ 2

BACK

NEXT

[Copy Form Template](#)

#30 Vocabulary matching quiz

Don't limit your quizzes to multiple choice questions!

This form will show you how to create matching quizzes that are perfect for vocabulary practice.

[View Live Form](#)

How to create a matching question

John R. Sowash | @jrsowash | [ElectricEducator.com](#)

Match the Spanish word with the English translation *

	Cat	Dog	Fish	Bird	Elephant	Penguin
El gato	<input type="radio"/>	<input type="radio"/>	<input type="radio"/>	<input type="radio"/>	<input type="radio"/>	<input type="radio"/>
El Perro	<input type="radio"/>	<input type="radio"/>	<input type="radio"/>	<input type="radio"/>	<input type="radio"/>	<input type="radio"/>
El pez	<input type="radio"/>	<input type="radio"/>	<input type="radio"/>	<input type="radio"/>	<input type="radio"/>	<input type="radio"/>
El pájaro	<input type="radio"/>	<input type="radio"/>	<input type="radio"/>	<input type="radio"/>	<input type="radio"/>	<input type="radio"/>
El elefante	<input type="radio"/>	<input type="radio"/>	<input type="radio"/>	<input type="radio"/>	<input type="radio"/>	<input type="radio"/>
El pingüino	<input type="radio"/>	<input type="radio"/>	<input type="radio"/>	<input type="radio"/>	<input type="radio"/>	<input type="radio"/>

[Copy Form Template](#)