














Phase 2 grapheme information sheet Autumn 1

Grapheme and mnemonic	Picture card	Pronunciation phrase	Formation phrase
 	  snake	Show your teeth and and let the s hiss out ssssss ssssss	Under the snake's chin, slide down and round its tail.
 	  astronaut	Open your mouth wide and make the a sound at the back of your mouth a a a	Around the astronaut's helmet and down into space.
 	 tiger	Open your lips; put the tip of your tongue behind your teeth and press t t t	From the tiger's nose to its tail, then follow the stripe across the tiger.
 		Bring your lips together, push them open and say p p p	Down the penguin's back, up and around its head.

	penguin		
i	iguana	Pull your lips back and make the i sound at the back of your mouth i i i	Down the iguana's body, then draw a dot [on the leaf] at the top.
n	net	Open your lips a bit, put your tongue behind your teeth and make the nnnnn sound nnnnn	Down the stick, up and over the net.
m		Put your lips together and make the mmmmm sound mmmmm	Down, up and over the mouse's ears, then add a flick on the nose.

	mouse		

© 2021 Wandle Learning Trust. All rights reserved.

Grapheme and mnemonic	Picture card	Pronunciation phrase	Formation phrase
d	duck	Put your tongue to the top and front of your mouth and make a quick d sound d d d	Round the duck's body, up to its head and down to its feet.
g		Give me a big smile that shows your teeth; press the middle of your tongue to the top and back of your mouth; push your tongue down and forward to make the g sound g g g	Round the goat's face, up to his ear; down and curl under his chin.

	goat		
O	octopus	Make your mouth into round shape and say o o o	All around the octopus.
C	cat	Open your mouth into a little smile; make your tongue flat and move it up towards the top of your mouth to say c c c	Curl around the cat.

k

kite

Open your mouth into a little smile; make your tongue flat and move it up towards the top of your mouth to say **kkk**

Down the kite, up and across, back and down to the corner.

ck

sock

Open your mouth into a little smile, make your tongue flat and move it up towards the top of your mouth to say **c c c**

c Curl round the heel of the sock. k Down the sock, up and across, back and down and to the corner.

Catchphrase: Rock that sock!

Open your mouth wide and say **e e e**

Around the elephant's eye and down its trunk.

e			
	elephant		

© 2021 Wandle Learning Trust. All rights reserved.

Grapheme and mnemonic	Picture card	Pronunciation phrase	Formation phrase
u	umbrella	Open your mouth wide and say u u u	Down and around the umbrella, stop at the top and down to the bottom and flick
r	rainbow	Show me your teeth to make a rrrrr sound rrrrr rrrrr	From the cloud to the ground, up the arch and over the rainbow.
h		Open your mouth and breathe out sharply h h h	Down, up and over the helicopter

	helicopter		
b	bear	Put your lips together and say b as you open them b b b	Down bear's back, up and round his big tummy.
f	flamingo	Open your lips a little; put your teeth on your bottom lip and push the air out to make the sound ffff ffff	Down the flamingo's neck, all the way to its foot, then across its wings.
l		Open your mouth a little; put your tongue up to the top of your mouth, behind your teeth, and press llll llll	All the way down the lollipop.

	lollipop		
--	----------	--	--