

Name(s) _____ Period _____ Date _____

Activity Guide - Reacting as Your User (Profile 4)


















Product Evaluation

Your teacher will present a series of different products for you to react to. For each product shown, analyze and rate each of the items shown to you, from the point of view of the user described in the user profile.

Misconception Alert

It's easy to think about this in terms of what you like or don't like, but you should be responding based on what your user would like or not like.

| Product | Feature Analysis |
|--|--|
| <p>Product Name: <u>waterproof boots</u></p> <p>      </p> <p>Like Just OK Dislike</p> | <p>My user would like/dislike</p> <p>because it seems like she is starting to travel so the boots could come in handy if she ever wants to travel somewhere that has a lot of rain.</p> |
| <p>Product Name: <u>bicycle</u></p> <p>      </p> <p>Like Just OK Dislike</p> | <p>My user would like/dislike</p> <p>Biking would be a really good activity to do with her grandchildren. It is fun and they could ride around the city while doing it.</p> |
| <p>Product Name: <u>chocolate cupcake</u></p> <p>      </p> <p>Like Just OK Dislike</p> | <p>My user would like/dislike</p> <p>It sounds like she really likes food so it makes sense she would like cupcakes Plus, she could make chocolate cupcakes with her family as an activity too.</p> |

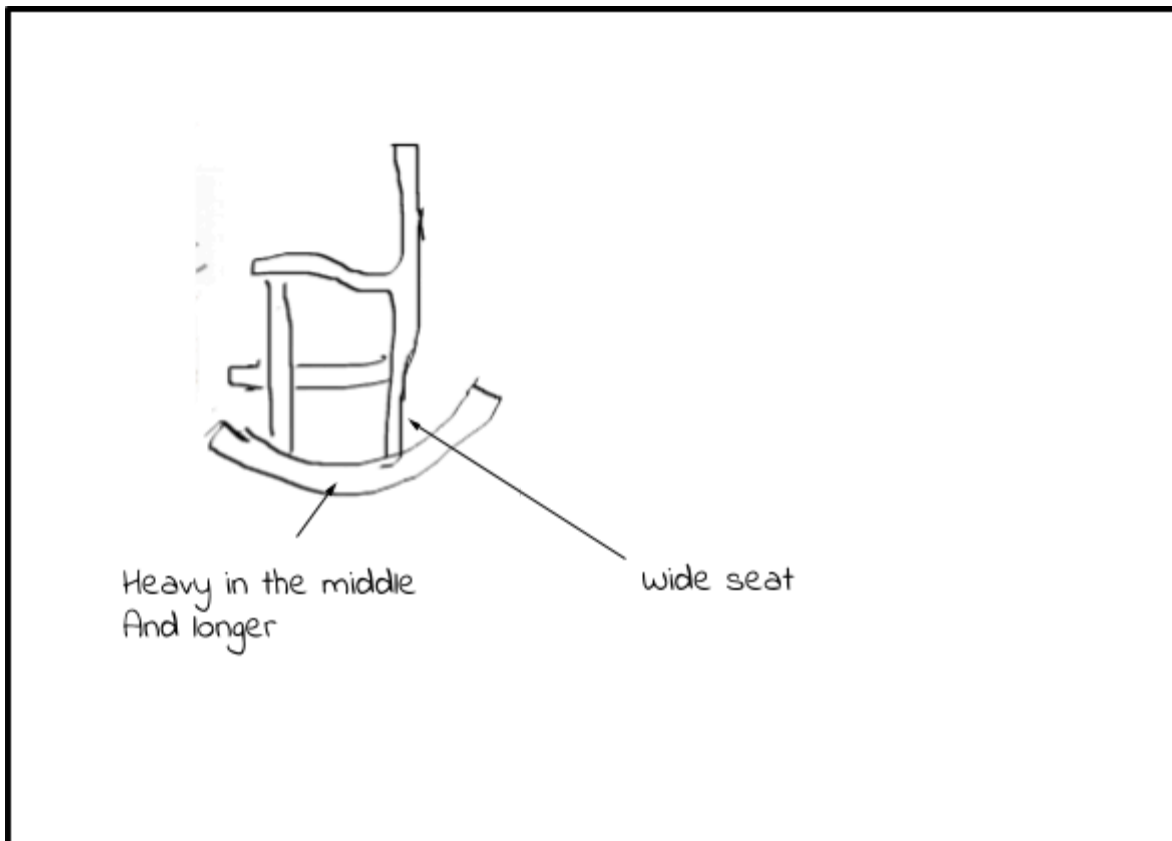
Product Redesign

Review the 8 chairs as your assigned user and answer the following questions:

1. Which chair would your user prefer? Wooden Rocker
2. Name 2 features of your chair that your user likes. How do you know your user would like them?

A wooden rocker is a great chair to sit on to just rest and relax on, but it is also really fun for kids to just play on so if her grandkids come over they will have with that chair. And wooden rockers can be placed inside or outside so they could play with it anywhere.

Given what you've learned about your user, design a better chair in the box below.



Discuss

1. Name two features from your new chair design and describe why they appeal to your user.
I have the chair designed so that it cannot fall while rocking by being heavier in the middle with longer rockers so that no one, kid or adult, will get hurt from the chair. I also made it wider so multiple people can be on the chair at the same time.
2. Name two features from other chairs you chose not to include and explain why.
I did not change the material because I think wood is sturdy and adaptable to outside and inside and I did not include stuffing or adding cushion to the chair because those can be ripped or damaged easily.
3. Compare the chairs within your group. What do they have in common? What's different?
we all cared about the grandchildren and how they can interact and have fun with the chairs. Some people made it so the chair was in the shape of an item, like a shoe so that it would look cool to the kids and others chose an egg chair for the kids.