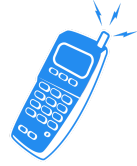


openvpb guide

(Open Virtual Phone Bank)



step 1

Click on the *Open Virtual Phone Bank* link.

step 2

Click on the “**Get Started**” icon.

- You will be asked to log in using your **ActionID**.
- If you don’t have one yet, no problem! They are simple to make and you will be calling in minutes.



Start Making Calls

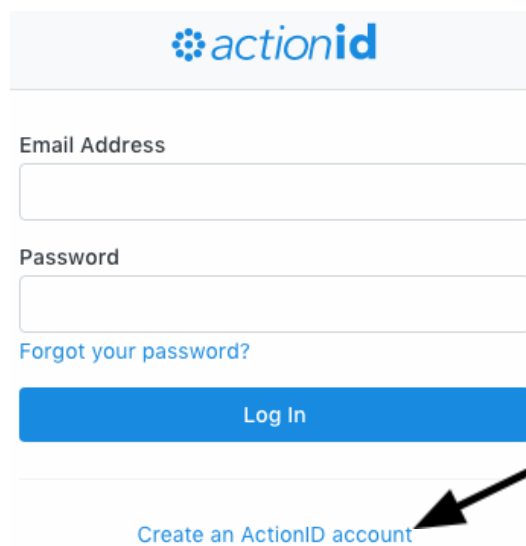
Open Virtual Phone Bank (OpenVPB) is your tool to make phone calls to voters and automatically record their responses for your organization.

Get Started



step 3

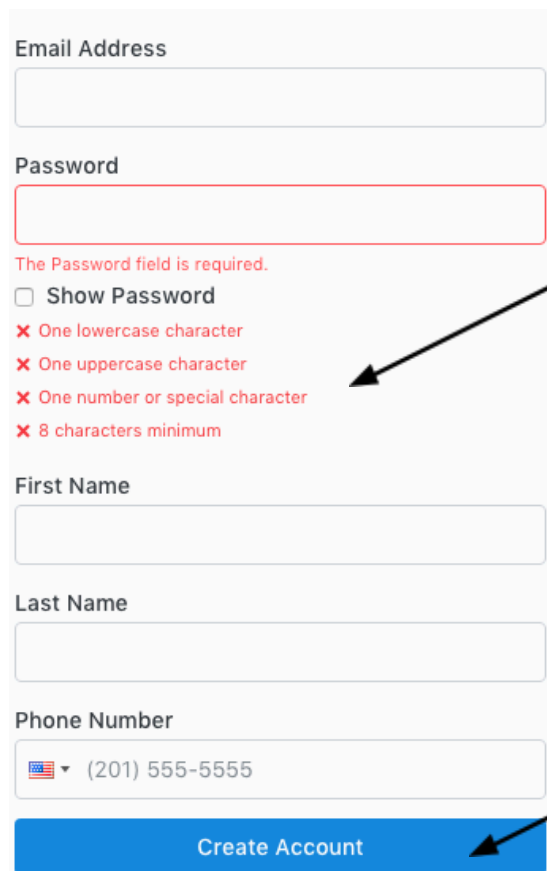
Click on “Create an ActionID account”.



The screenshot shows the ActionID login interface. At the top is the ActionID logo. Below it are two input fields: 'Email Address' and 'Password'. A link 'Forgot your password?' is positioned below the password field. A blue 'Log In' button is centered below the fields. At the bottom, a blue link 'Create an ActionID account' is displayed. A black arrow points from the right side of the image towards this link.

step 4

Fill out your information, create a password that meets the requirements outlined in the picture and click the “Create an Account” icon.



The screenshot shows the ActionID account creation form. It includes input fields for 'Email Address', 'First Name', 'Last Name', and 'Phone Number'. The 'Password' field is highlighted with a red border. Below the password field, a red message states 'The Password field is required.' followed by a list of requirements, each preceded by a red 'X' icon: 'Show Password', 'One lowercase character', 'One uppercase character', 'One number or special character', and '8 characters minimum'. A black arrow points from the right side of the image towards these requirements. Below the form fields is a blue 'Create Account' button, with another black arrow pointing towards it from the bottom right.

step 5

Check your email & go back to the Open Virtual Phone Bank page.

- If you check your email you used to create the ActionID account, there should be a confirmation email. This email will give you the option to change your password or edit your profile.
- If you aren't redirected back to the virtual phone bank, use the original link to get back to the login page and use your newly created ActionID to login.

step 6

Take the tour!

- Once you have logged in Open Virtual Bank will offer to guide you through how to navigate the phone-banking page. If you are new to Open Virtual Phone Bank, it is highly recommended that you take the tour. If you are experienced with the system, you can begin calling.

step 7

Get ready to start calling!

- The top of the page will contain the name and phone number of the voter you will be calling.
- The script will include the pitch & the details of what you are calling for.
- The left-hand side of the page will contain other helpful information such as which district they live in, gender, and polling place when it is close to Election Day.

The screenshot displays the 'Open VPB' interface. At the top, there's a navigation bar with 'Open VPB', 'Open Virtual Phone Bank', and 'How to Create a...'. A 'Contact' modal is open, showing a 'Next' button. Below the modal, the contact information for 'Richard R. Brammann' is displayed, including the phone number '(444) 444-4484' and details like 'Age: 56 Party: R Sex: M'. A yellow box asks 'Were you able to contact this person?' with 'Yes' and 'No' radio buttons. Below this, there's a script for a volunteer from the Lefty for Mayor Campaign, asking if the user needs a ride to the polls on Election Day. A dropdown menu is provided for this question. At the bottom, there's a checkbox asking if the user would be interested in having a yard sign in support of Democratic candidates. A 'Save/Next >>' button is at the bottom right.

Additional Information	
Preferred Phone	(444) 444-4484
Voting Address	445 25th Ave

Richard R Brammann (444) 444-4484
Age: 56 Party: R Sex: M

Were you able to contact this person? ☒ Yes ☐ No

Hi! I'm a volunteer from the Lefty for Mayor Campaign.
Do you need a ride to the polls on Election Day?

☐ Would you be interested in having a yard sign in support of Democratic candidates?

Save/Next >>

- If you are able to contact a voter, select the most appropriate response from the pulldown menus or check boxes after each question.

Superior November WOA Recruitment

[If yes] Thank you so much for helping us out! The canvass will be launched from the Lange-Laughlin Chiropractic Center in Superior (1810 North 16th Street, Suite 1). Someone will follow up with you a few days before the event to confirm the details with you. I hope you have a great day, and thanks again for helping to make history in 2020!

Nov 2 **R06_Canvass: Superior**
Saturday at 9:00am
Lange-Laughlin Chiropractic Center, 1810 N 16th St Ste 1, Superior, WI 54880

Role: Canvasser

Choose an option ▼

Nov 2 **R06_Canvass: Superior**
Saturday at 3:00pm
Lange-Laughlin Chiropractic Center, 1810 N 16th St Ste 1, Superior, WI 54880

Role: Canvasser

Choose an option ▼

- If you are unable to contact the person (not home, left message, wrong number, didn't want to talk politics) select "No" at the top of the page and select the most appropriate reason you were unable to contact them.

Superior November WOA Recruitment

About [REDACTED]
County [REDACTED]
Douglas
Preferred Phone [REDACTED]
State House [REDACTED]
073
State Senate [REDACTED]
025
Voting City, State, Zip
Superior, WI 54880

Also in Household:

[REDACTED]
44-year-old M

I Couldn't Reach [REDACTED]

☐ Not Home

☐ Refused

☐ Deceased

☐ Moved

☐ Call Back

☐ Busy

☐ Left Message

- Once you have filled out the pull-down menus and check boxes click the “Save/Next” button to go on to the next voter.

Role: Canvasser

Choose an option ▾

[If no] I'm sorry to hear that! May we keep your name on our list to let you know when we have events in the future?

Would you like to volunteer for the Democratic Party of Wisconsin

Yes ▾

Thank you so much! I hope you have a great rest of your day!

Notes

Stop Making Calls

Skip

Save & Next Call



DEMOCRATIC PARTY
OF WISCONSIN