



























Kagan Cooperative Learning Structures for Engagement








PDF Kagan Structures SmartCard.pdf

▶ Kagan Cooperative Learning Structures for Engagement SmartCard

Kagan Structure	Description & Examples
All Record Round Robin 	<p>In teams, students take turns responding orally. All students write each response on their own paper.</p> <p>PDF All Write Round Robin Directions</p>
Carousel Feedback 	<p>Teams rotate from project to project to provide feedback to other teams on a feedback form.</p> <p>▶ Kagan Structure: Carousel Feedback Mrs. Cobb 2nd Grade</p> <p>PDF Carousel Feedback Form</p>
Fan-N-Pick 	<p>Teammates play a card game to respond to questions. Each teammate has a role that rotates with each new question:</p> <ul style="list-style-type: none"> • Student 1: Fans the cards • Student 2: Picks and reads • Student 3: Answers • Student 4: Tutors or praises <p>▶ Kagan Structure: Fan-N-Pick</p> <p>PDF Fan N Pick Form</p>
Find Someone Who 	<p>Students mix about the room finding others who help them learn content or skills, or who have certain characteristics.</p> <p>▶ Teacher Toolkit: Find Someone Who (Elementary)</p> <p>▶ Teacher Toolkit: Find Someone Who (Secondary)</p> <p>Find Someone Who-Templates</p>
Find-the-Fiction 	<p>In teams, each student writes three statements: Two true, one false. Students take turns sharing their statements. Teammates try to identify the fictitious statement.</p> <p>▶ Kagan Structure: Find the Fiction Mrs. Fuller 5th Grade</p>
Inside-Outside Circle 	<p>In concentric circles, students rotate to face new partners and then answer or discuss teacher questions.</p> <p>▶ Teacher Toolkit: Inside Outside Circles (Elementary)</p> <p>▶ Teacher Toolkit: Inside Outside Circles (Secondary)</p>

<p>Jot Thoughts</p> 	<p>Students brainstorm in teams. Teammates write an idea on a slip of paper, announce it to the team, and place it on the team table. The team tries to cover the table with ideas.</p> <p>📌 Jot Thoughts Steps</p>
<p>Match Mine</p> 	<p>Partners are on opposite sides of a barrier. The Sender arranges game pieces on a gameboard and attempts to direct the Receiver to match the arrangement.</p> <p>▶ Match Mine</p> <p>▶ Match Mine example, 1st grade</p>
<p>Mix-Pair-Share</p> 	<p>The class “mixes” until the teacher calls, “pair.” Students find a new partner to discuss the teacher’s question.</p> <p>▶ Kagan: Mix-Pair Share</p>
<p>Rally Table</p> 	<p>In pairs, students alternate generating written responses or solving problems.</p> <p>▶ Simultaneous Rally Table Bowden-Kagan</p>
<p>Round Robin</p> 	<p>In teams, students take turns responding orally.</p> <p>Related Structures</p> <ul style="list-style-type: none"> • All Record Round Robin • Continuous Round Robin • Single Round Robin • Think-Write-Round Robin • Timed Round Robin
<p>Round Table</p> 	<p>In teams, students take turns generating written responses, solving problems, or making a contribution to the team project.</p> <p>Relate Structures</p> <ul style="list-style-type: none"> • Continuous Round Table • Round Table Consensus • Simultaneous Round Table • Single Round Table
<p>Numbered Heads Together</p> 	<p>Students are placed in groups and each person is given a number (from one to the maximum number in each group). The teacher poses a question and students “put their heads together” to figure out the answer. The teacher calls a specific number to respond as spokesperson for the group.</p> <p>▶ Kagan - Numbered Heads Together</p>

<p>One Stray</p> 	<p>On each team, one teammate “strays” from his or her team to a new team to share information.</p> <p>  Teacher Toolkit: Two Stray, One Stay (Elementary) Two Stray, One Stay-Templates </p>
<p>Pairs Compare</p> 	<p>Pairs generate multiple responses to a question, then compare their answers with another pair. Finally, they team up to create additional solutions.</p> <p>  Kagan Structure: Pairs Compare Ms. Keskel </p>
<p>Round Table Consensus</p> 	<p>Students must first check with teammates for consensus before they take their turn to write or make a contribution to the team project.</p> <p>Round Table Consensus Steps</p>
<p>Showdown</p> 	<p>One teammate reads a question aloud. Students work independently to solve the problem, then show their answers when a teammate calls, “Showdown!” They then celebrate or coach.</p> <p>  Kagan Structure: Showdown </p>
<p>Simultaneous Round Table</p> 	<p>In teams, students each write a response on their own piece of paper. Students then pass their papers clockwise so each teammate can add to the prior responses.</p> <p>  Simultaneous Round Table Steps </p>
<p>Quiz-Quiz-Trade</p> 	<p>Using question cards, students quiz a partner, get quizzed by a partner, and then trade cards to repeat the process with a new partner.</p> <p>  Teacher Toolkit: Quiz, Quiz, Trade Quiz, Quiz, Trade-Templates </p>
<p>Rally Coach</p> 	<p>Partners take turns, one solving a problem with the other coaches.</p> <p>  Rally Coach: How to use this Collaborative Structure </p>

<p>Rally Robin</p> 	<p>In pairs, students alternate generating oral responses.</p> <p>Related Structures</p> <ul style="list-style-type: none"> • Rally Coach • Rally Table • Simultaneous Rally Table <p>📄 Rally Robin Steps</p>
<p>Spend-A-Buck</p> 	<p>When faced with a team decision, students use imaginary coins to vote on their favorite option. The option with the most coins is deemed the team decision.</p> <p>📄 Spend a Buck Directions</p>
<p>Stand Up-Hand Up-Pair Up</p> 	<p>Students stand up, put their hands up, and quickly find a partner closest to them who is not a teammate. Students share their information with their new partners.</p> <p>▶ Stand Up Hand Up Pair Up / Kagan / Kindergarten / Cooperative ...</p>
<p>Talking Chips</p> 	<p>During a discussion, teammates place their chip in the center each time they talk. They cannot talk again until all team members have placed a chip.</p> <p>▶ Kagan Structures: Talking Chips</p> <p>📄 Talking Chips</p>
<p>Team Stand-N-Share</p> 	<p>Teams stand with a list of ideas to share. The teacher selects one student to share an idea. Other teams either check the idea off their list or add it. Each team sits when all items on its list are shared.</p> <p>📄 Team Stand n Share Steps</p>
<p>Think-Write-Round Robin</p> 	<p>The teacher asks a question or provides a task and gives think time. Students think, then respond independently in writing. Finally, students do a Round Robin, each teammate taking a turn to share his or her response.</p> <p>▶ Think write round robin</p>
<p>Timed Pair Share</p> 	<p>In pairs, students share with a partner for a predetermined time while the partner listens. Then partners switch roles.</p> <p>▶ Teacher Toolkit: Time Pair Share</p>