





Lesson Topic : Kuaka and Class Treaty	
Year Group : Year 3 and 4	
Learning Outcome	We are learning to create a class treaty and represent ourselves as a kuaka.
<p>Links with the New Zealand Curriculum</p> 	<p>LITERATURE: Listening, reading, viewing</p> <p>Purposes and audiences</p> <ul style="list-style-type: none"> Show some understanding of how texts are shaped for different purposes and audiences. <p>Ideas</p> <ul style="list-style-type: none"> Show some understanding of ideas within, across, and beyond texts. <p>VISUAL ARTS</p> <p>Communicating and interpreting</p> <ul style="list-style-type: none"> Share the ideas, feelings, and stories communicated by their own and others' objects and images.
<p>Key Competencies</p> 	<p>Thinking Students will have to spend some time thinking about what the elements of our class treaty should be. They will also be thinking about how they want to decorate their own kuaka.</p> <p>Participating and Contributing Students will be discussing their thoughts with a partner before sharing their contributions with the whole class.</p> <p>Managing Self Students will manage themselves to decorate their kuaka and make a video describing their choice of decorations.</p>

<p>Prior knowledge</p> 	<p>The students have previously learnt about the Treaty of Waitangi and discussed the 3P's (Partnership, Protection, and Participation).</p>						
<p>Lesson Sequence</p> 	<p>Session Outline</p> <p>The day before, students watched the video to learn about the myth of the kuaka. We recapped what we learnt about the kuaka and then discussed how the kuaka's method of storytelling is similar to how we Learn, Create, and Share. We then discussed the important aspects of being a member of Room 21 and came up with our class treaty using the 3R's. Students were then given the opportunity to decorate a kuaka in a way that represented them to be displayed on our classroom wall.</p> <table border="1" data-bbox="344 862 1493 1749"> <thead> <tr> <th>Student Activity</th><th>Teacher Activity</th></tr> </thead> <tbody> <tr> <td data-bbox="344 929 919 1211"> Learn: <ul style="list-style-type: none"> - Hear the Maori myth of the kuaka - Retell what we learnt about the kuaka - Discuss with a partner the important behaviours of Room 21 </td><td data-bbox="919 929 1493 1518" rowspan="3"> <ol style="list-style-type: none"> 1. Introduce the importance of the kuaka as part of our new school logo. 2. Show the video to show the Māori story of the kuaka. 3. Provide an opportunity for students to share what they think are important things to remember when forming our class treaty. 4. Have students share back their treaty ideas. 5. Formulate the ideas into overarching words of importance that are easy to remember and refocus the class with in the future. </td></tr> <tr> <td data-bbox="344 1211 919 1494"> Create: <ul style="list-style-type: none"> - Our class treaty - A kuaka decorated to represent you - A video describing the way you decorated your kuaka </td></tr> <tr> <td data-bbox="344 1494 919 1749"> Share: <ul style="list-style-type: none"> - Share your kuaka by hanging it on our classroom wall. - Also, share a video describing your kuaka and a picture on your blog. </td></tr> </tbody> </table>	Student Activity	Teacher Activity	Learn: <ul style="list-style-type: none"> - Hear the Maori myth of the kuaka - Retell what we learnt about the kuaka - Discuss with a partner the important behaviours of Room 21 	<ol style="list-style-type: none"> 1. Introduce the importance of the kuaka as part of our new school logo. 2. Show the video to show the Māori story of the kuaka. 3. Provide an opportunity for students to share what they think are important things to remember when forming our class treaty. 4. Have students share back their treaty ideas. 5. Formulate the ideas into overarching words of importance that are easy to remember and refocus the class with in the future. 	Create: <ul style="list-style-type: none"> - Our class treaty - A kuaka decorated to represent you - A video describing the way you decorated your kuaka 	Share: <ul style="list-style-type: none"> - Share your kuaka by hanging it on our classroom wall. - Also, share a video describing your kuaka and a picture on your blog.
Student Activity	Teacher Activity						
Learn: <ul style="list-style-type: none"> - Hear the Maori myth of the kuaka - Retell what we learnt about the kuaka - Discuss with a partner the important behaviours of Room 21 	<ol style="list-style-type: none"> 1. Introduce the importance of the kuaka as part of our new school logo. 2. Show the video to show the Māori story of the kuaka. 3. Provide an opportunity for students to share what they think are important things to remember when forming our class treaty. 4. Have students share back their treaty ideas. 5. Formulate the ideas into overarching words of importance that are easy to remember and refocus the class with in the future. 						
Create: <ul style="list-style-type: none"> - Our class treaty - A kuaka decorated to represent you - A video describing the way you decorated your kuaka 							
Share: <ul style="list-style-type: none"> - Share your kuaka by hanging it on our classroom wall. - Also, share a video describing your kuaka and a picture on your blog. 							
<p>Resources</p>	<p>Kuaka Front Kuaka Back Video</p>						

Reflection and Analysis

Lesson Content - The students really enjoyed the story of the kuaka and it was an appropriate topic as it relates to our own learning pedagogy and our new school logo.

Lesson Pacing - This lesson was paced well and students were able to grasp concepts at a good pace.

Lesson Delivery -The lesson was facilitated well enough for students to gather the information that I had planned. I tried to provide various segments with different tasks to complete (video, pair/share, group share, art) to keep student engagement up during the second week of school.

Student Understanding- Students enjoyed the connections we made between the Treaty of Waitangi and our own class treaty. They also enjoyed having a clearer understanding of the kuaka and why we are changing our school logo.