




Logging into 9 Dots--iPad using QuickCard

Logging into 9 Dots with ClassLink (webcam required)

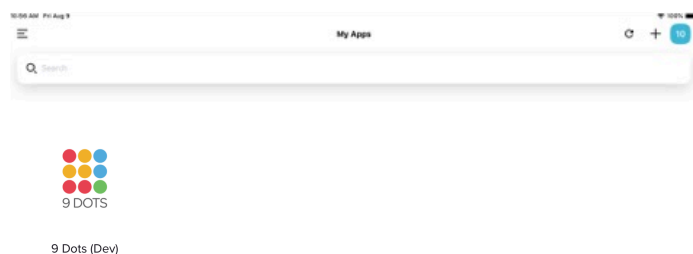
1. Find the **ClassLink** app on your screen & tap it.



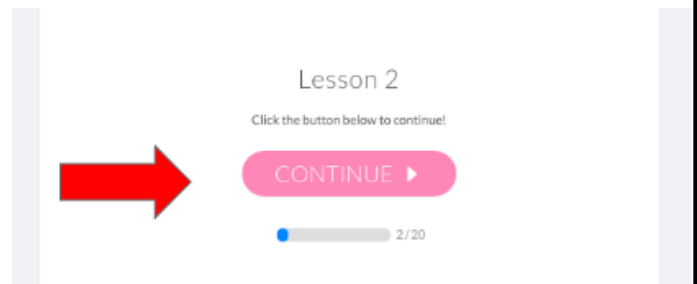
2. Click **"Allow"** to let Classlink access your camera. Hold your QuickCard to the camera.



3. Find and tap on the **9 Dots** app.



4. Press **"Start"/"Continue"** to work on the most recently assigned lesson.



5. You can also scroll down to work on previous lessons. Click **"continue"**.

Module D1: PixelBots Fundamentals

1	Lesson 01: The Fellowship of Code	<div><div></div><div></div><div></div></div>	CONTINUE ▶
2	Lesson 02: Start the Quest	<div><div></div><div></div></div>	CONTINUE ▶
3	Lesson 03: Arguments	<div><div></div><div></div><div></div></div> 2/6	CONTINUE ▶

6. If all lessons are complete, you can redo completed challenges.