





# Downloading TFAR Data

1. Navigate to the assessment in TFAR and click on the icon to the left of the assessment name

Average Score and Performance Distribution, by Assessment: PASADENA ISD, 2022-2023  
Filtered By **Campus:** All Campuses | **Test Administrations:** All Test Administrations

Assessment Name	Program
  (2023) PISD Alg 1 Unit 1(0)	TFAR
  (2023) PISD Alg 2 Unit 1(0)	TFAR

2. Choose the 3rd export option under step 1 and then select your campus (for a campus test) or select all campuses (for a district test). Export type should be Excel or CSV (your choice).

Export Report for (2023) PISD Alg 1 Unit 1(0)

Choose Type of Report

- ☐ Overall Performance of all my Campuses
- ☐ Overall Test, Reporting Category Performance of all students Select Campus ▼
- ☒ Overall Test, Reporting Category and Item Performance of all students Select Campus ▼

Select Export File Type

- ☐ PDF ☒ Excel ☐ CSV

Export Assessment Data



3. Go to the secure inbox once your report has been created to download the file

Secure Inbox

Camium Assessment Secure File View View Documents

Inbox Archived

Search filenames or labels Search

Name	Creation Date	Expire Date	Days Available	Actions
Item Performance by Student for All Schools on 2023 PISD Alg 1 Unit 10 Unassigned.csv <span>Reporting</span>	11/03/2022 04:10 PM	12/03/2022 04:10 PM	29 days	 

First < 1 > Last View 20

Copyright © 2022 Camium Assessment, Inc. All rights reserved.