

## **Splash White**

nSpl or SplSpl

- Splash white is a hard edged white marking that occurs on the bottom of the Sindow. It's almost as if the Sindow is dipped in white paint.
- It will always have somewhat jagged edges and should not be totally smooth.
- Splash doesn't have to show on the wings at all, it can show on just the underside of the wing, or if your Splash is more maximum, it can show all over the wings.

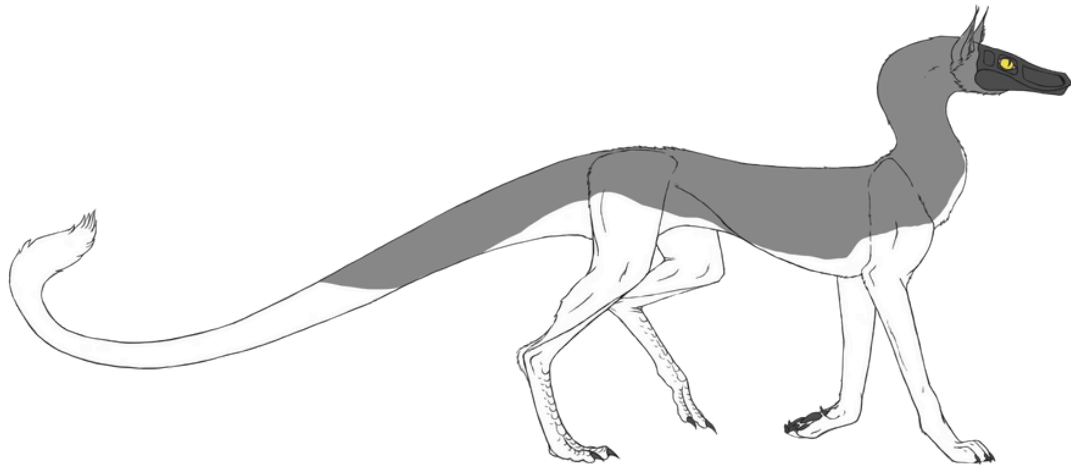
### **Minimum Splash:**

Splash white should show up on all four paws at a minimum (or two if you want the skin dominant). The example below shows the minimum amount of splash you can have.



### **General Splash:**

This is an example of a medium Splash white. It comes up to the chest and over the legs.



**Maximum Splash:**

Max splash should show at least this amount of the base. It should not be all white!

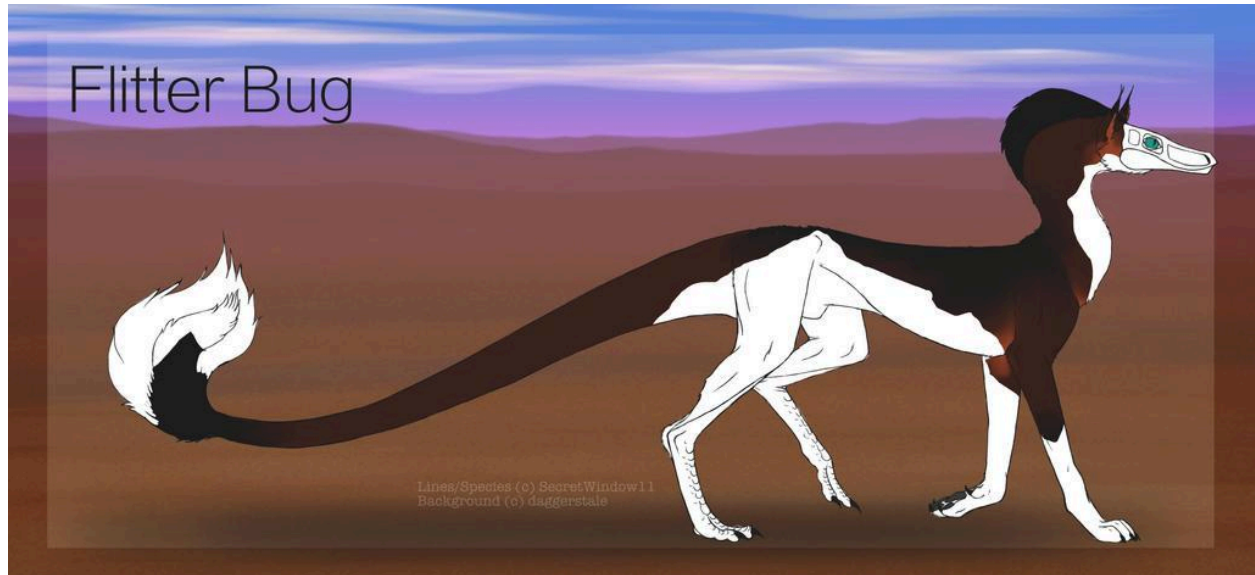




**GROUP EXAMPLES:**




Sooty Chocolate Splash White



Chocolate Seal Siam Splash White



Scarlet Splash White Quiling with Wash



Black Splash White