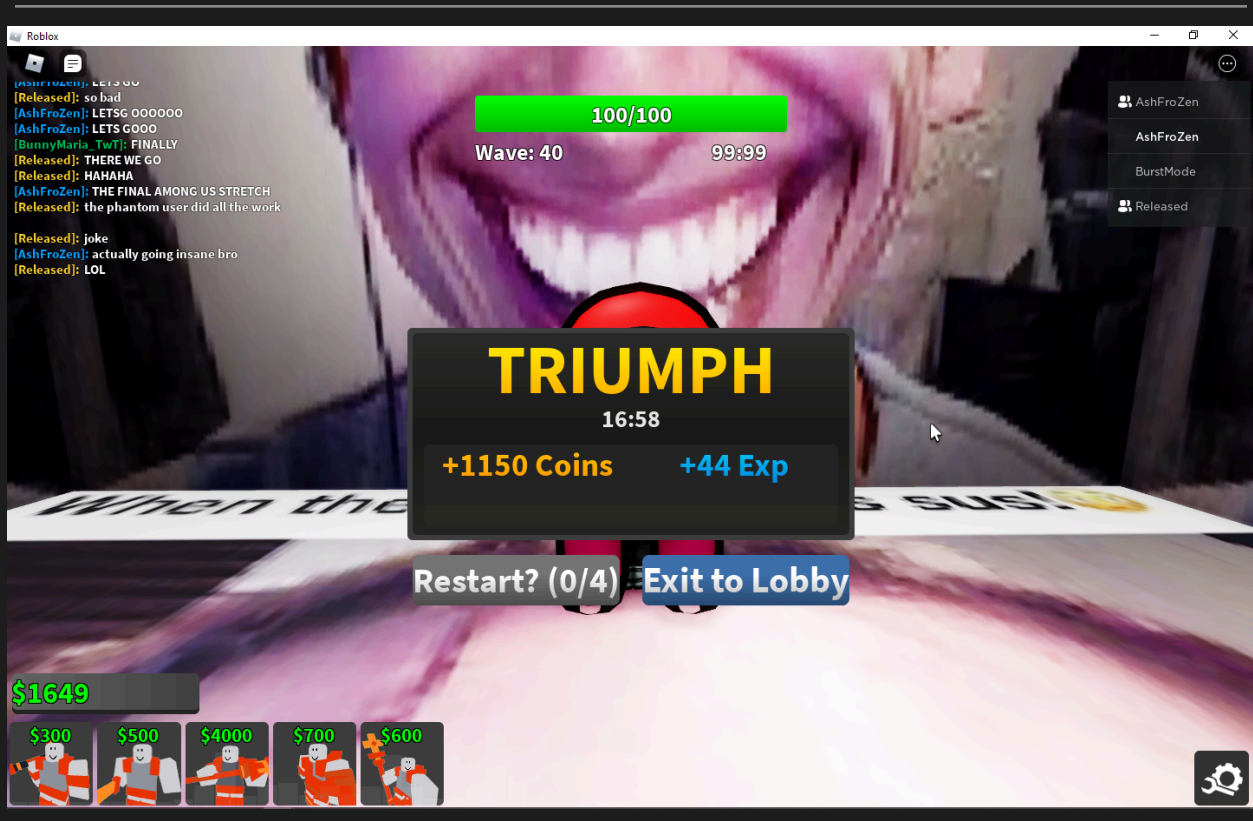



# The First Impostor

## Grand Hall Insane Speedrun Strategy



Made by:



[ashfrozen#5002](#)

SIGMA SIGMA SIGMA SIGMA SIGMA SIGMA SIGMA SIGMA SIGMA



[rondal#4141](#)

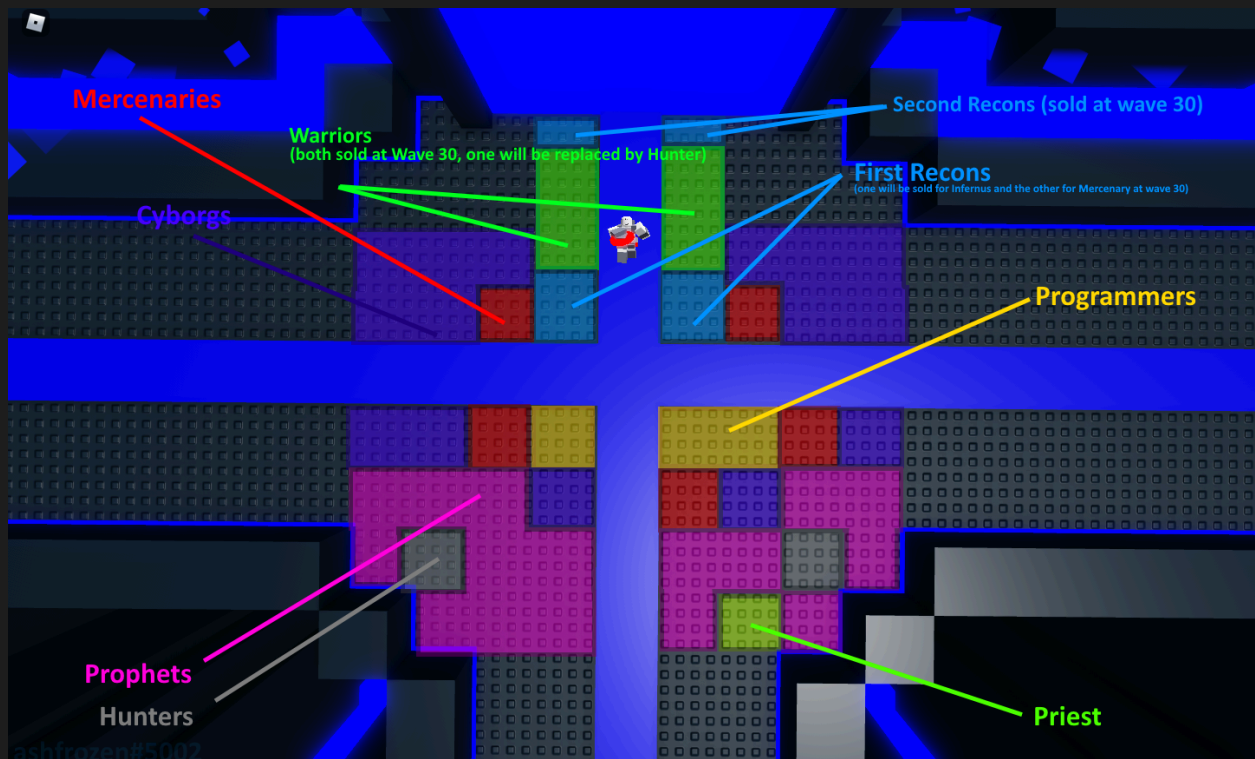


[Hammer Kirby#0404](#)

# Important Notes

- Turn on **Autoskip**.
- It is recommended to use this miner strategy:
  - Level 2 Miners >> Level 4 Miners >> Level 5 Miners,
    - If you're using Farmer, then put 2 lvl 4 Farmers after 6 lvl 2 Miners, then continue the regular strategy.
- Times will be RNG based, it is best for both bosses to go to the middle path. Micro towers if The Sorcerer goes to the side.
- Make sure to use Programmer's and Mercenary's ability properly.
  - Some waves such as Wave 26 can be dangerous if you don't do so.
- This is the prequel of Among Us RP Strategy, meaning it is the first Among Us strategy in the lore.

## Placement Map




# The Strategy

## Loadouts

Miner	Mercenary	Hunter	Prophet	Cyborg
Miner	Phantom	Infernus	Prophet	Cyborg
Miner	Recon	Programmer	Prophet	Cyborg
Miner	Recon	Priest	Prophet	Cyborg
Miner	Warrior	Farmer	Prophet	Cyborg

### **Player 1: Miner, Mercenary, Hunter, Prophet, Cyborg**



Place 6 level 2 Miners.

Place 2 level 5 Mercenaries, use ability at Wave 25 and 26 Hidden Bosses.

Upgrade Miners to level 4, place 1 level 5 Mercenary, then upgrade miners to level 5.

Place 2 level 5 Mercenaries, 3 level 5 Cyborgs, then 3 level 5 Hunters.

Spam level 5 Prophets. Sell miners at Wave 40.

## Player 2: Miner, Phantom, Infernus, Prophet, Cyborg



Place 1 level 1 Phantom.


Place 6 level 2 Miners, upgrade them to level 4, then level 5.

Place 3 level 5 Cyborgs, and upgrade phantom to level 5.

Spam level 5 Prophets, and place a max Infernus at wave 40.

Micro phantom at bosses, and place another max infernus depending on which direction the boss turns. Sell Miners at Wave 40.

## Player 3: Miner, Recon, Programmer, Prophet, Cyborg



Place 1 level 2 Miner.


Place 2 level 2 Recons.

Place 5 level 2 Miners, then place 3 level 3 Programmers, chain after.

Upgrade Miners to level 4, then level 5.

Place 3 level 5 Cyborgs, then spam level 5 Prophets. Sell Miners at Wave 40.

## Player 4: Miner, Recon, Priest, Prophet, Cyborg



Place 1 level 1 Miner.

Place 2 level 2 Recons.

Place 5 level 2 Miners, upgrade them to level 4, then level 5.

Place 3 level 5 Cyborgs.

Place 1 level 5 Prophet, then place 1 level 4 Priest boosting it. Spam level 5 Prophets. Sell Miners at Wave 40.

## Player 5: Miner, Warrior, Farmer, Prophet, Cyborg



Place 2 level 2 Warriors.

Place 6 level 2 Miners, upgrade them to level 4, then level 5.

Place 3 level 5 Cyborgs, then spam level 5 Prophets. Sell Miners at Wave 40.

## Extra Credits



[Photon#2004](#)  
(tower images)



[wowyourfunny#3703](#)  
(tester)



[fork™#0001](#)  
(tester)