




GRADES 1 TO 12 DAILY LESSON LOG	SCHOOL	Tondol National High School	GRADE LEVEL	12- Frost
	TEACHER	Carl John C. Carolino	LEARNING AREA	Creative Writing
	TEACHING DATES AND TIME	October 3-7, 2022/ 12:45-2:45 PM Tuesdays and Thursdays	QUARTER	1/ Week 7

	SESSION 1	SESSION 2	SESSION 3	SESSION 4
I.OBJECTIVES	Objectives must be met over the week and connected to the curriculum standards. To meet the objectives, necessary procedures must be followed and if needed, additional lessons, exercises and remedial activities may be done for developing content knowledge and competencies. These are assessed using Formative Assessment strategies. Valuing objectives support the learning of content and competencies and enable to find significance and joy in learning the lessons. Weekly objectives shall be derived from the curriculum guides.			
A.Content Standards	The learners have an understanding of fiction as a genre and are able to analyze its elements and techniques.			
B.Performance Standards	The learners shall be able to produce at least one striking scene for a short story.			
C.Learning Competencies/Objectives Write the LC Code for each	Identify the various elements, techniques, and literary devices in various modes of fiction. (HUMSS CW/MPIg-i-11)	Identify the various elements, techniques, and literary devices in various modes of fiction. (HUMSS CW/MPIg-i-11)	Identify the various elements, techniques, and literary devices in various modes of fiction. (HUMSS CW/MPIg-i-11)	Identify the various elements, techniques, and literary devices in various modes of fiction. (HUMSS CW/MPIg-i-11)
II.CONTENT	Content is what the lesson is all about. It pertains to the subject matter that the teacher aims to teach. In the CG, the content can be tackled in a week or two.			
	Setting as an Element of Fiction	Theme as an Element of Fiction	Voice and Dialogues as Elements of Fiction	Irony as an Element of Fiction
III.LEARNING RESOURCES	List the materials to be used in different days. Varied sources of materials sustain children's interest in the lesson and in learning. Ensure that there is a mix of concrete and manipulative materials as well as paper- based materials. Hands- on learning promotes concept development.			
A.References				
1.Teacher's Guides/Pages				
2.Learner's Materials Pages				
3.Textbook Pages	Creative Writing by Louyzza Maria Victoria H. Vasquez and Gabriela Lee, pp. 127-128	Creative Writing by Louyzza Maria Victoria H. Vasquez and Gabriela Lee, pp. 130- 131	Creative Writing by Louyzza Maria Victoria H. Vasquez and Gabriela Lee, pp. 116-118	Creative Writing by Louyzza Maria Victoria H. Vasquez and Gabriela Lee, pp. 119-123
4.Additional Materials from Learning Resources (LR) portal				
B.Other Learning Resources		https://americanliterature.com/author/guy-de-maupassant/short-story/the-necklace		https://www.unm.edu/~hookster/Elements%20of%20Fiction.pdf https://blog.reedsy.com/guide/irony/
IV.PROCEDURES	These steps should be done across the week. Spread out the activities appropriately so that students will learn well. Always be guided by demonstration of learning by the students which you can infer from formative assessment activities. Sustain learning systematically by providing students with multiple ways to learn new things, practice			

	their learning processes, and draw conclusions about what they learned in relation to their life experiences and previous knowledge, indicate the time allotment for each step.			
A.Reviewing previous lesson or presenting the new lesson	Review the learners about point of view as an element of fiction.	Review the learners about setting as an element of fiction.	Review the learners about theme as an element of fiction.	Review the learners about voice and dialogue.
B.Establishing a purpose for the lesson	<p>One Picture, One Word Activity</p> <p>Directions: Give one word description on the following pictures. Send your answers thru Mentimeter link.</p> <p>a. Cemetery</p> <div data-bbox="515 550 961 1000"></div> <p>Photo downloaded from flickr.com</p> <p>b. Beach</p>	Ask the learners about MTRCB viewing guidelines.	<p>Say the Lines Activity</p> <p>Direction: Say the following lines considering happy and sad emotions.</p> <ol style="list-style-type: none">1. I am alone.2. And they lived happily ever after.	Ask the learners what they about their reaction on the ending of “The Necklace”.

	 <p>Photo owned by the teacher.</p> <p>c. Baguio City</p> 			
C.Presenting examples/instances of the new lesson	Ask the learners the factors of places in crafting stories.	<p>Rate Them Up</p> <p>Directions: The class will act like the MTRCB. Classify the following shows according to the current rating system. They will justify their rating.</p> <ol style="list-style-type: none">1. Barney2. Lolong3. Ang Probinsyano4. First Yaya5. 2 Good 2 Be True	The learners will react on Cherie Gil’s famous line in “Bituing Walang Ningning”.	Ask the learners about their favorite stories with the endings they did not expect.

D.Discussing new concepts and practicing new skills #1	Discuss setting as an element of fiction.	Discuss theme as an element of fiction.	Discuss voice and dialogue.	Discuss irony.
E.Discussing new concepts and practicing new skills #2				
F.Developing mastery (Leads to formative assessment)	The learners will read “The Last Leaf” by O. Henry then they will answer questions about the story.	The learners will read “The Necklace” by Guy De Maupassant then they will answer questions about the story.	The class will reexamine “The Necklace” and determine how the dialogues are written.	The class will read “The Gift of the Magi” by O. Henry then they will answer questions about story.
G.Finding practical/applications of concepts and skills in daily living	Ask: How can setting as an element of fiction help you to promote local tourist spots?	Ask: How can theme help you to be vocal about yourself?	Ask: How can voice and dialogue in fiction help you to converse with other people?	Ask: How can irony help you to value life?
H. Making generalizations and abstractions about the lesson	The learners will give their takeaways in the learning session.	The learners will state their takeaways in the lesson.	The learners will state their takeaways in the lesson.	The learners will state their takeaways in the lesson.
I.Evaluating Learning	The learners will determine the setting of the story “My Father Goes to Court”.	The learners will determine the theme of the story “My Father Goes to Court”.	The learners will determine the way dialogues are written in the story “My Father Goes to Court”.	The learners will determine if there are parts of the story “My Father Goes to Court” that show irony.
J.Additional activities for application or remediation	The learners will think of the setting of their stories.	The learners will think of the theme of the story.		
V.REMARKS				
VI.REFLECTION	Reflect on your teaching and assess yourself as a teacher. Think about your students, progress this week. What works? What else needs to be done to help the students learn? Identify what help your instructional supervisors can provide for you so when you meet them, you can ask relevant questions.			
A.No. of learners who earned 80% of the formative assessment				
B.No. of learners who require additional activities to remediation				
C.Did the remedial lessons work? No. of learners who have caught up with the lesson				
D.No. of learners who continue to require remediation				
E.Which of my teaching strategies worked well? Why did these work?				
F.What difficulties did I encounter which my principal				

or supervisor can help me solve?				
G.What innovation or localized material did I use/discover which I wish to share with other teachers?				

Prepared by:

Checked and Noted:

CARL JOHN C. CAROLINO
Teacher II