

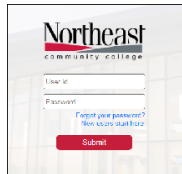
How to: Apply for Northeast Scholarships

You must have an application for admissions on file before you can apply for scholarships.

- Go to **northeast.edu**
- Click on **Students** in the upper right-hand corner.



- Then click **Access My Apps**

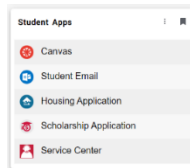


- Here you will enter **your User ID and Password** and submit.




My Northeast

- From there select the app icon, **My Northeast**
- In the *Students Apps Card*, click on **Scholarship Application**.

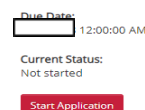
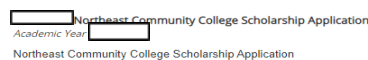


- This will take you to the **Students** box.



scholarship home page. Click on the

- Find the **2024-2025 Northeast Community College Scholarship Application** and click **Start Application**



- Complete the application questions to the best of your knowledge.
- Finally, click **Review and Submit**

How to: Apply for Northeast Scholarships

Based on the answers provided, your application will be matched to the scholarships in which you meet all criteria.