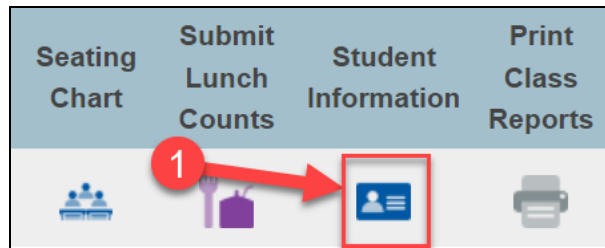


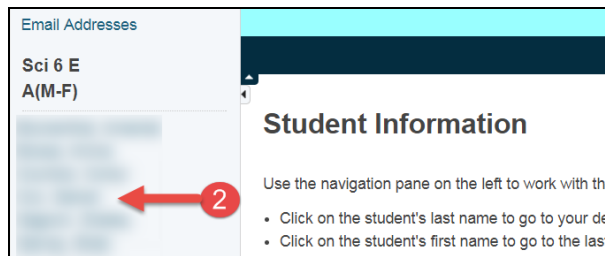
Look Up Student Username and Password

Navigate to [PowerTeacher](#).

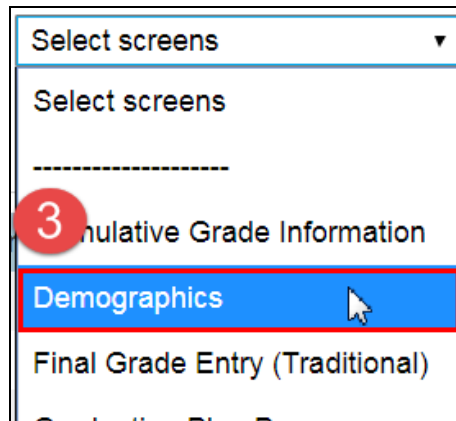
1. Select the **Student Information** icon next to the class that the student is currently in.



2. Select the **Student Name**.



3. From the **Select Screens** drop down menu, select **Demographics**.



4. Scroll down to bottom of screen and locate **Network ID** and **Network Password**.

