






PHOTO AND VIDEO SHARING

Video Resources

	<p>Free <i>ESL video</i> quizzes for ESL students. Free quiz builder for ESL Teachers.</p> <p>http://www.eslvideo.com/</p>
	<p>The site promotes the innovative and creative use of film in English language teaching and learning.</p> <p>http://film-english.com/</p>
	<p>engVid is a free service that has produced more than 500 video lessons to help viewers learn to speak and write English. Eight instructors are featured on engVi</p> <p>http://www.engvid.com/</p>

Video Editing and Presentation Tools

	<p>WeVideo is a collaborative online video creation tool. In the video editor you can upload your own media clips or use stock media clips to produce your video. The WeVideo Google Drive app allows you to save all of your video projects in your Google Drive account.</p> <p>http://youtu.be/WcLErv-Oauo</p>
	<p style="text-align: right;">[new]</p> <p>Slide.ly is an application for creating slideshows with music and effects to be shared via social media sites. Users may obtain images online.</p>
	<p style="text-align: right;">[new]</p> <p>emaze is an online presentation application to create stunning presentation quickly and easily.</p>

	<p style="text-align: right;">[new]</p> <p>Genially is a tool with which you can create all kind of online contents (images, posters, presentations, guides, catalogues,...) enriched with dynamism, interactivity and external contents.</p> <p>https://www.genial.ly/</p>
	<p>See thousands of videos translated everyday here. You can upload your video and help translate it into multiple languages.</p> <p>http://dotsub.com/</p>
	<p>PowToon is a free web app that lets you easily create presentations and animated videos, often with a cartoon look and feel.</p> <p>http://www.webappreviews.org/2013/04/powtoon-edu.html</p> <p>http://www.powtoon.com/p/bMedJ0LEuid/</p>
	<p>The Zimmer Twins is a neat site for introducing elementary school students to making simple animated video stories. Students do not need to have any drawing skills in order to create a story as all elements are added to the video through a simple drag and drop interface.</p>
	<p>Screenr is a very simple, easy-to-use tool for creating screencast videos. You do not need to register</p>
	<p>Photo Peach is a service that allows you to quickly and easily create an audio slideshow, with captions, from images in your Flickr, Picassa, or Facebook account.</p>
	<p>TubeChop allows you to easily chop a <i>funny</i> or <i>interesting section</i> from any YouTube video and share it.</p>



[Zamzar](http://www.zamzar.com/) is a file conversion site that you can use to upload one type of video and convert it to another.

<http://www.zamzar.com/>

Video Conferencing



With [Skype](https://vimeo.com/44867804) we can collaborate with other classes, no matter where they are.

<https://vimeo.com/44867804>



Google Hangouts


A Hangout is a web-based tool created by Google for communicating through video. Up to ten people can "hang out" at one time in a virtual "room."

<http://www.educatorstechnology.com/2013/05/3-easy-ways-to-create-google-plus.html>

Videos for learning [eLearning]

TEDTalks
EDUCATION

TED Talks Education
[25 Perfect TED Talks
Talks Playlist](#)



Video Chanel

<https://www.youtube.com/user/mitajordan/feed>

Playlist

<http://www.youtube.com/playlist?list=PL1BC747B1B7A0145F>

Further reading

Handy tips on to how use google images better

<http://www.educatorstechnology.com/2013/04/14-handy-tips-on-how-to-better-use.html>