

# BATHROOM GAME GUIDE

Location Searches: Secret Island, Detective's House, Alice's Room, Living Garden, Backstreets, Circus, Bathroom.



**A Tooth in Trade (Do 2<sup>nd</sup>)**

**Wet Behind the Ears (Do 1<sup>st</sup>)**

**Missing Paws (Do 3<sup>rd</sup>)**

**I Knew It (Do Last)**



**Wet Behind the Ears**


**Click on the Bathroom location to see what items you will need to open the location.**



These items will be obtained by trading with the Bathroom characters.

Come back to this later.

The following quests will help you get these items.



## A Tooth in Trade

Trade with the Tooth Fairy 20 times.

Tip: The Tooth Fairy has 3 lives. You will need 60 Teeth or use an Amulet to reduce her lives.



Event in the Bathroom



Trade with the Plumber 20 times.

Trade with the Soapy Pudding 20 times.

This is the end of this quest series.



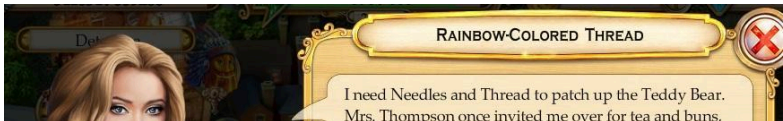
Missing Paws

Find the Colorful Patches in the Secret Island in Night Mode.



Perfect Patterns

Get 3 Patterns from the Tooth Fairy.



Rainbow Colored Thread



Find 5 Thread in the Detective’s House.

Find 5 Needles in Alice’s Room with the Storm Cloud Anomaly.



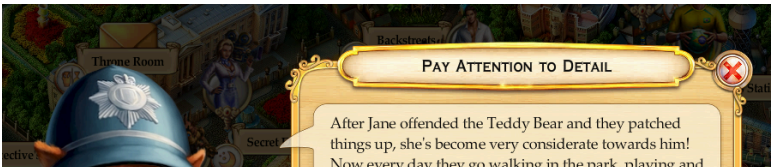
A Surprise For A Stuffed Animal

Find a Bow in the Living Garden in Words mode.



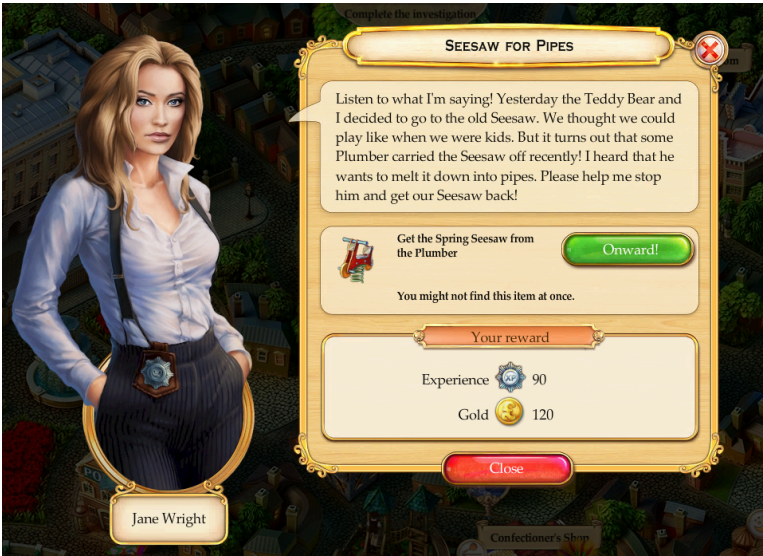
All by Myself

Turn in the Teddy Bear Medicine Collection.



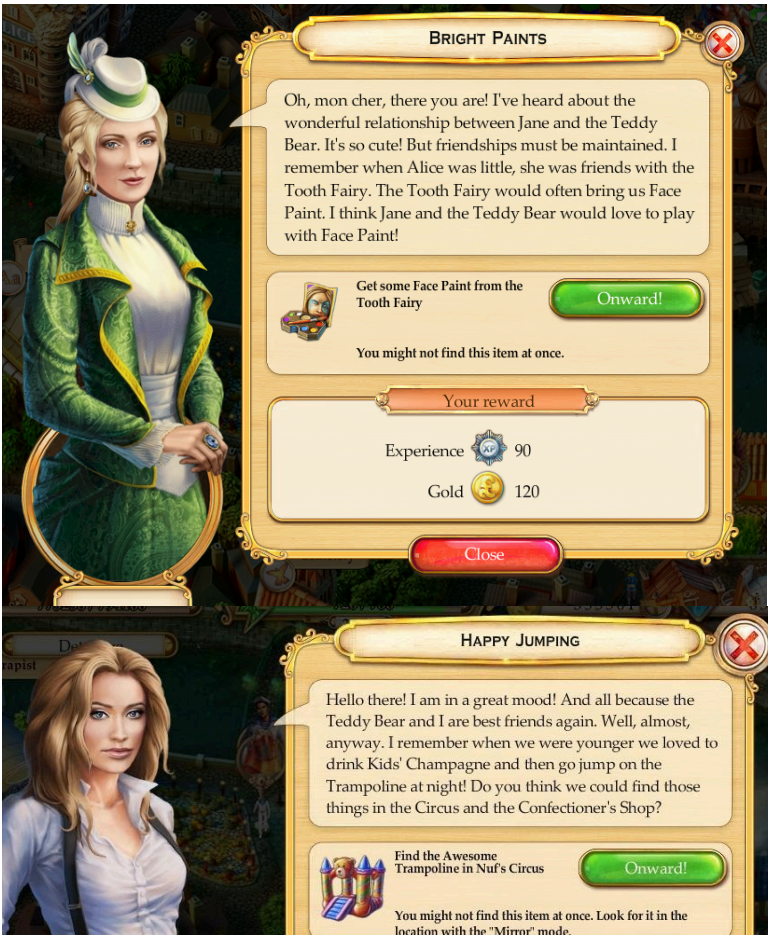
Pay Attention To Detail

Find the Baby Doll Carriage in the Backstreets in Silhouettes Mode.



Seesaw For Pipes

Get the Spring Seesaw from the Plumber.



Bright Paints

Get the Face Paint from the Tooth Fairy.



Happy Jumping

Find the Awesome Trampoline in Nuf's Circus in Mirror Mode.

(Tip: Easier to get from your friends or check your collection #225 – you may already have one you can Ping Pong)

Find the Kids Champagne in the Confectioner's Shop in Comparison Mode.




What's Really Important

Turn in the Teddy Bear Memories Collection.  
Note English Cereal on 24 hour timer.




This is the end of this quest series.



I Knew It!

Join or start and complete a Teddy Bear battle in the Bathroom.



Memories

Complete a successful battle with the Teddy Bear.




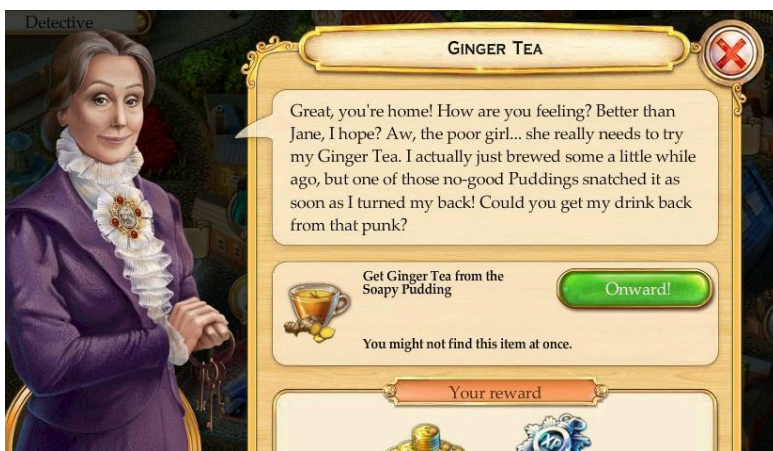
## Stronger Spirits

## Patching Things Up



## Stronger Spirits

**Find the Flower-Berry Tea in the Bathroom in Comparison mode.**




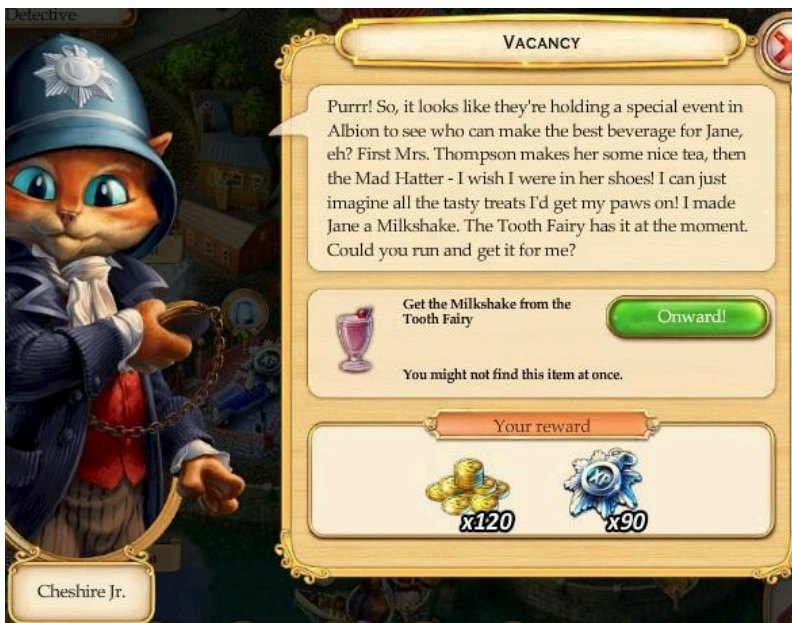
## Ginger Tea

**Get Ginger Tea from the Soapy Pudding.**



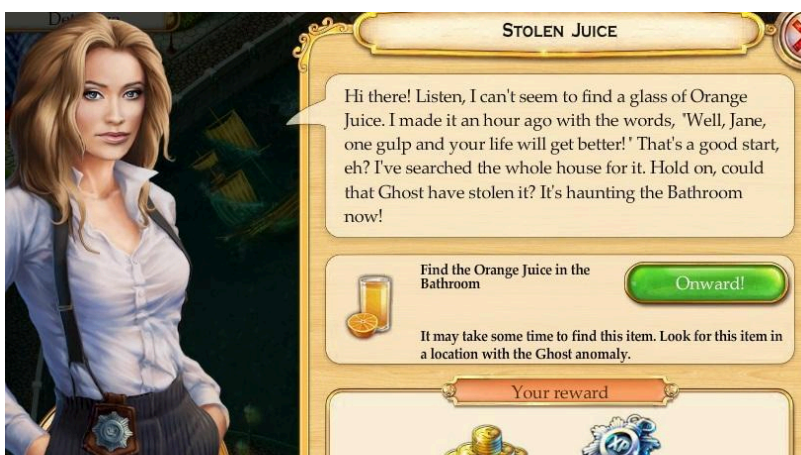
## Feeling Better

**Find the Fresh Vegetable Juice in the Bathroom in Comparison mode.**



## Vacancy

**Get the Milk Shake from the Tooth Fairy.**




## Stolen Juice

**Find the Orange Juice in the Bathroom with the Ghost Anomaly.  
(I got it in Mirror Mode)**

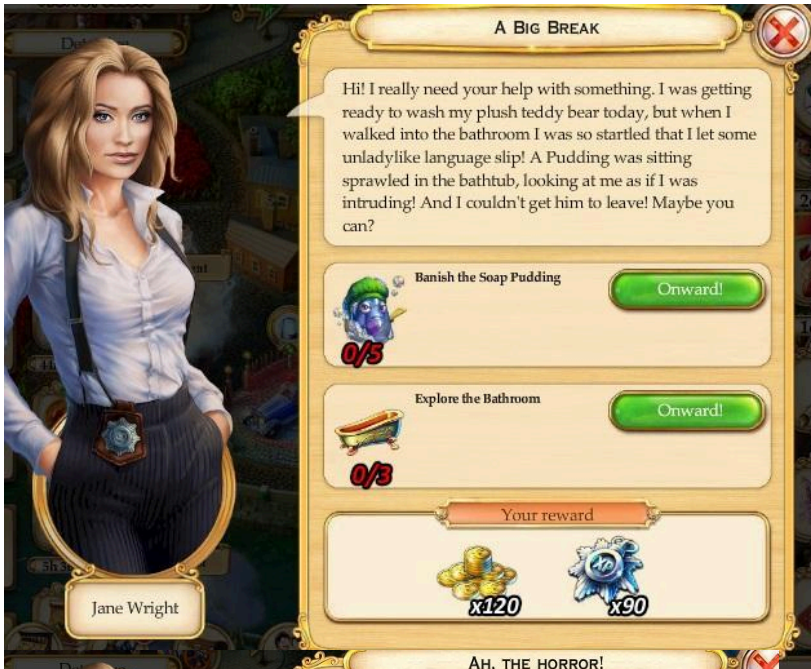
Summon with Gambling Table.

Tip: Sometimes it's just easier to get from your friends.



A Sip of Water

Turn in the Healthy Drinks Collection



A Big Break

Trade with the Soapy Pudding 5 times.

Explore the Bathroom 3 times.



Ah, The Horror!

Find the Soap Dispenser in the Bathroom.

Explore the Bathroom in Comparison mode.



Wet Prints

Get the Soft Towels from the Soapy Pudding.

Trade with the Soapy Pudding 10 times.



Brave New World

Find the Comfortable Mat in the Bathroom in Mirror Mode.



Wow, What a Man!

Get the Shower Cap from the Plumber.

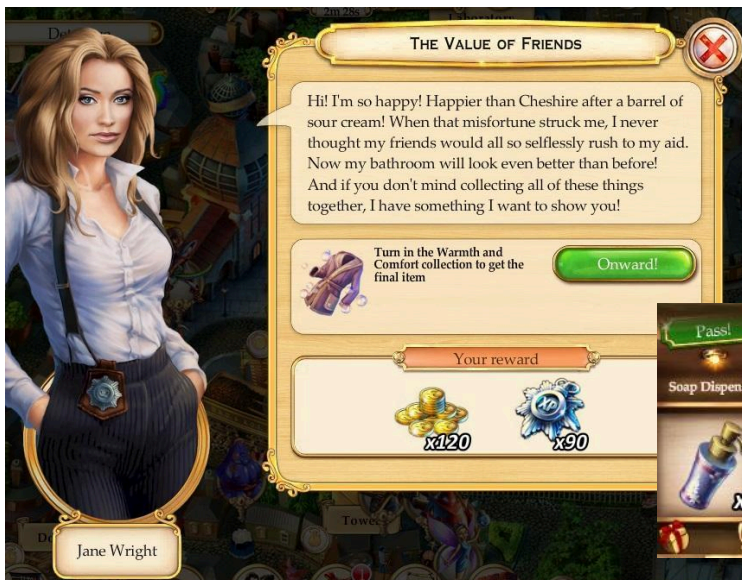
Trade with the Plumber 10 times.



## A Gift From the Fairies

Get the Cozy Slippers from the Tooth Fairy.

Trade with the Tooth Fairy 10 times.

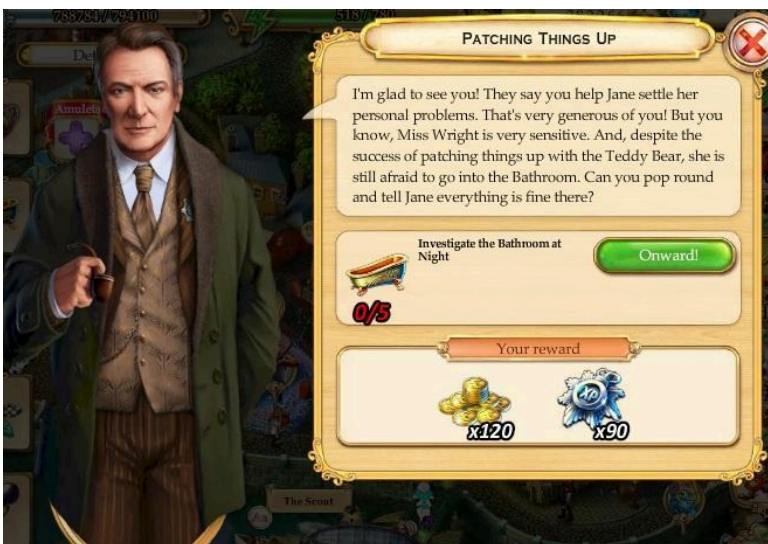


## The Value of Friends

Turn in the Warmth and Comfort Collection.



This is the end of the quest series.



## Patching Things up

Investigate the Bathroom 5 times in Night mode.



## Fishing For Compliments

**Defeat Teddy Bear 5 more times.**

**This is the end of the Bathroom  
quests.**

<https://www.facebook.com/groups/MirrorsofAlbionHelpForum/>

<http://albionmirrors.blogspot.com/>