









Name(s) _____ Period _____ Date _____

Activity Guide - Prototype Brainstorming

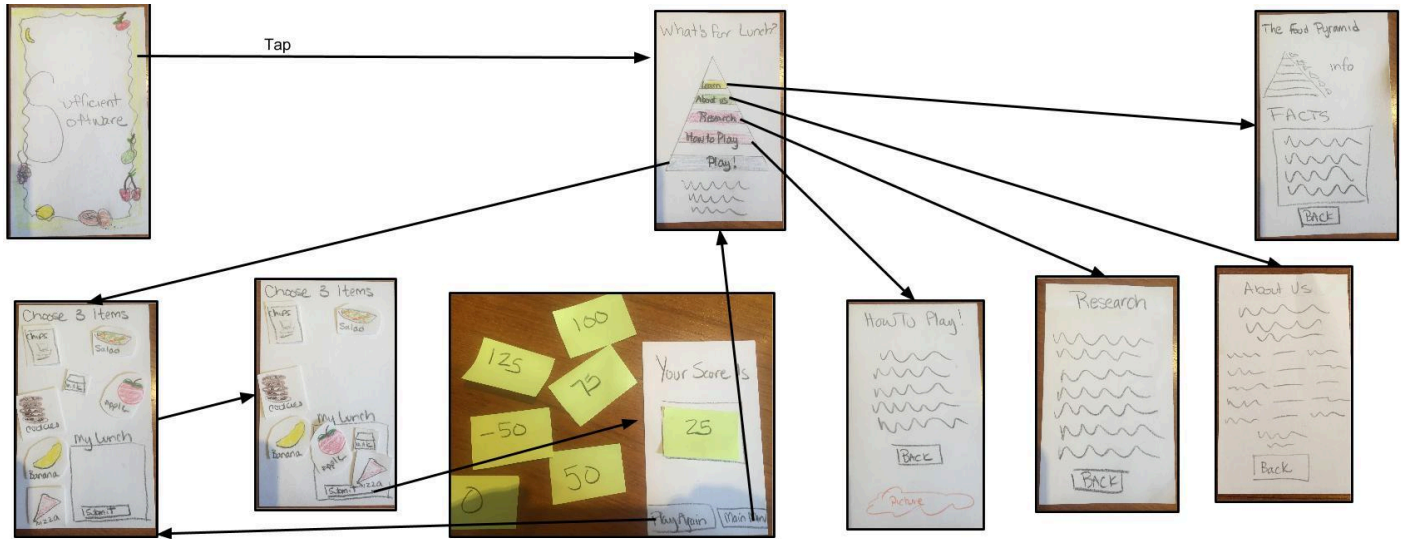


UI Elements:

The following is a table of some of the UI elements that are available in App Lab. For each element, discuss with as a team what you think it does and how you might use it in your app. Write it down in the Intended Use column.

UI Element	Intended Use
 Button	Just a button to click on. we will use these to navigate through our app.
 Text Input	This is used to the user to be able to input some text. Like a search bar or answer bar. we could have users search for certain animals or plants with one.
 Label	used to label something like an image. we can use these to label the images of plants and animals we put in.
 Dropdown	Allows to create a drop down list of options to choose from. Maybe we could have users choose a location?
 Radio Button	Allows users to choose one option from a list. Could use in the quiz game.
 Checkbox	Allows users to check off things on a list. Unsure if we will use this.
 Image	Let's us place images into the app. All our images needed will be placed with these.
 Text Area	Allows you to write blocks of text. we will use these to give instructions or write descriptions.
 Slider	Creates a slider that you can move around to change things like data. Not sure if we will use this feature.

Example "What's for Lunch?" wireframe:



Suggested Screens:

Reminder: There must be at least one screen per student in the team.

App Type	Example	Suggested Screens
Decision Making	Can I recycle this?	<ul style="list-style-type: none"> Home/about us Questions / answers Answer page
List Management	Homework reminder	<ul style="list-style-type: none"> Home/about us List of items Add item Remove item See all items that have been done
Quiz	Spanish Helper	<ul style="list-style-type: none"> Home/about us Questions / answers (sequential) Tracking results Compare results with others
Crowdsourcing	Which recycling bins are full?	<ul style="list-style-type: none"> List of locations For each location you can do something - Reporting, checking in Personal Summary page Global summary page did everyone do

Our App's Screens

Based on the app you plan to develop, and the suggested screens on the first page of this guide, identify all of the screens that you'll need to design. For each screen, write a brief description and include a list of all of the other screens that it will need to link to.

Screen	Description	Links to
Home Screen	This will be the main page that has links to all the other pages and have the name of the app on there.	About us Quiz Game Information what can you do?
About us	This will just a brief description about the group and the app	Home Reference websites
Quiz Game	This will be a game that will display an image and ask the player to guess what it is and it will also give information after the user guesses.	Home Information How to play
Information	This will just be a library of all the different information about different plants and animals	Home Quiz Game
what can You do?	This will be a guidebook on what we can do in our normal lives to help save the Earth.	Home Links to other resources?
How to play	Describes the rules of the quiz game and will link to it	Home Quiz Game