



Click 'Design' in the upper right corner or go to your Dashboard and click 'Theme'.

Learning Call ▾


[View blog](#)


 Posts 


All (276)


Draft (9)


Published (267)


 Stats


 Comments

 Earnings

 Pages

 Layout

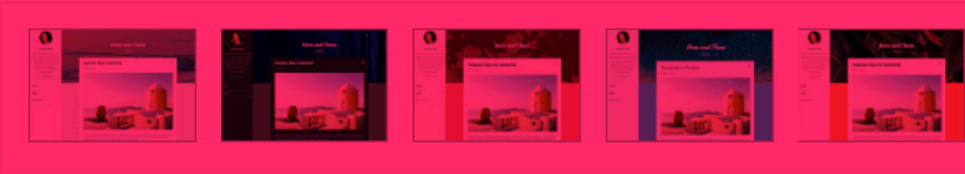
 Theme

 Settings

jefflebow@gmail.com New Post Design Sign Out



Contempo



Soho



Emporio



Notable

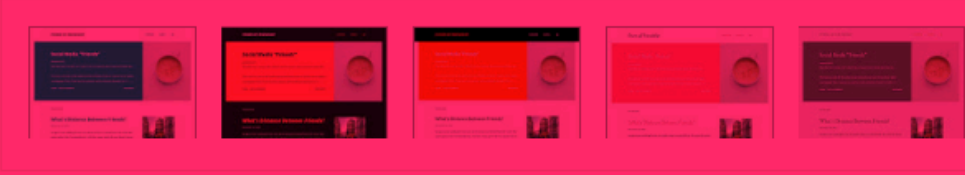


Figure 1 displays seven screenshots of a web browser showing a website with a red background. The screenshots illustrate different views and components of the website, including a main content area with a large image of a person, a sidebar with a list of items, and a footer with contact information.

The figure shows three sequential screenshots of the 'Pit Bull' Facebook page. The first screenshot displays the page header with the name 'Pit Bull' and a cover photo of a dog. The second screenshot shows a post with a photo of a dog and text. The third screenshot shows a video post with a dog's face and the text 'Pit Bull Warning'.

The figure consists of six small screenshots of a web application interface, each showing a different theme or data visualization. The screenshots are arranged in a single row. The first screenshot shows a 'Dynamische Diagramme' window with a blue line graph. The second screenshot shows a 'Dynamische Diagramme' window with a blue line graph and a sidebar. The third screenshot shows a 'Dynamische Diagramme' window with a blue line graph and a sidebar. The fourth screenshot shows a 'Dynamische Diagramme' window with a blue line graph and a sidebar. The fifth screenshot shows a 'Dynamische Diagramme' window with a blue line graph and a sidebar. The sixth screenshot shows a 'Dynamische Diagramme' window with a blue line graph and a sidebar.

Figure 1 shows four examples of watermark images. Each image contains a central photograph of a red flower with a yellow center, surrounded by green leaves. The background of each image is different: the first is dark brown, the second is light beige, the third is green grass, and the fourth is pink. Each image also contains some text and icons, likely representing a watermark or a logo.

[View blog](#)

The screenshot shows the WordPress dashboard interface. On the left is a sidebar menu with icons and labels for 'Posts', 'Stats', 'Comments', 'Earnings', 'Pages', 'Layout', 'Theme', and 'Settings'. The 'Theme' item is highlighted in red. The main content area on the right shows a list of themes, with 'Contempo' selected. A red arrow points from the 'Customize' button in the top right corner of the 'Contempo' theme preview to the 'Customize' button in the sidebar.

Blogger Theme Designer

Themes

Background

Adjust widths

Layout

Advanced

Entire blog

Min Max 1020 px

Left sidebar

Min Max 260 px

Compose vs HTML

Compose HTML

Normal



B I U ABC

Technology Integrated Language Learning
[Busan University of Foreign Studies](#)
[TESOL Grad & Teacher Training Program](#)
a COOL Course
(Collaborative Open Online Learning)
Group Site: TTP2019.blogspot.kr

[Tools](#) * [Websites](#) * [Skills Training](#) * [Readings](#)

[Week#1 & 2](#) Week#3 Week#4 Week#5 Week#6 Week#7

TILL GROUP NOTES: Elementary Secondary



Compose HTML

B I ABC

[Link](#)

```
<b style="text-align: left;"><a href="https://www.youtube.com/playlist?list=PLapQ3wHatAas-BfR2E
</b><span style="color: #444444; font-family: &quot;arial&quot;; font-size: 10pt; font-weight:
href="https://www.youtube.com/playlist?list=PLapQ3wHatAas-BfR2EZ3V8700rx23Rz05&amp;jct=uRMik4Ff
style="color: #4d469c; font-family: &quot;arial&quot;; font-size: 10pt; font-weight: 700; verti
style="color: #444444; font-family: &quot;arial&quot;; font-size: 10pt; font-weight: 700; verti
left;">&nbsp;</b>
```