


ลิ้งรหัสผ่านอีเมล Microsoft 365

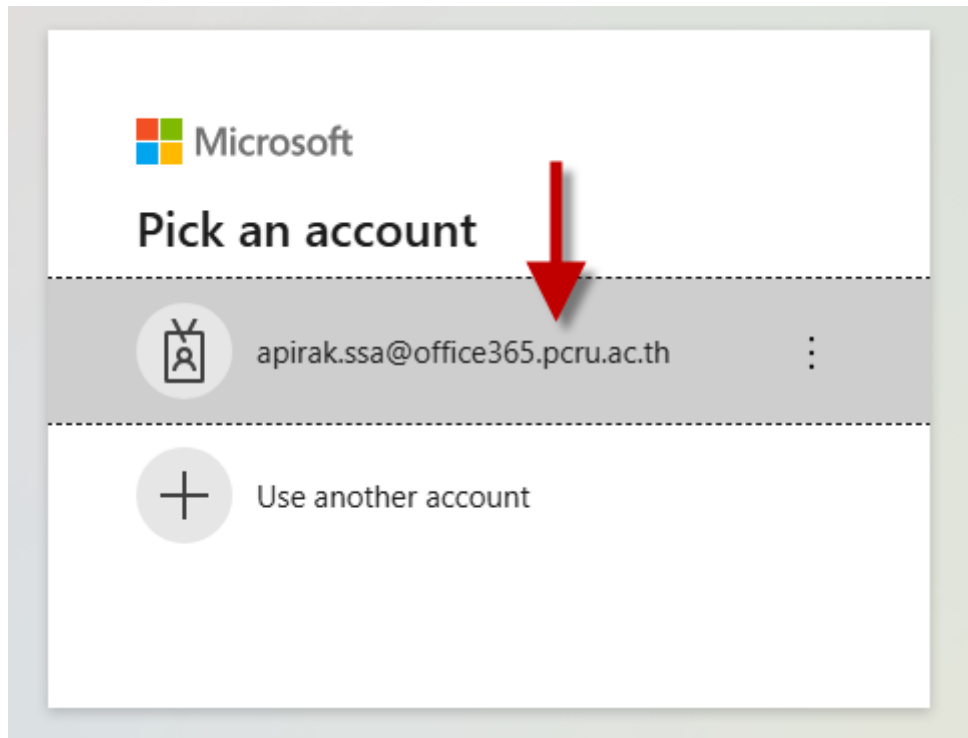
1.เข้าสู่บัญชี 365



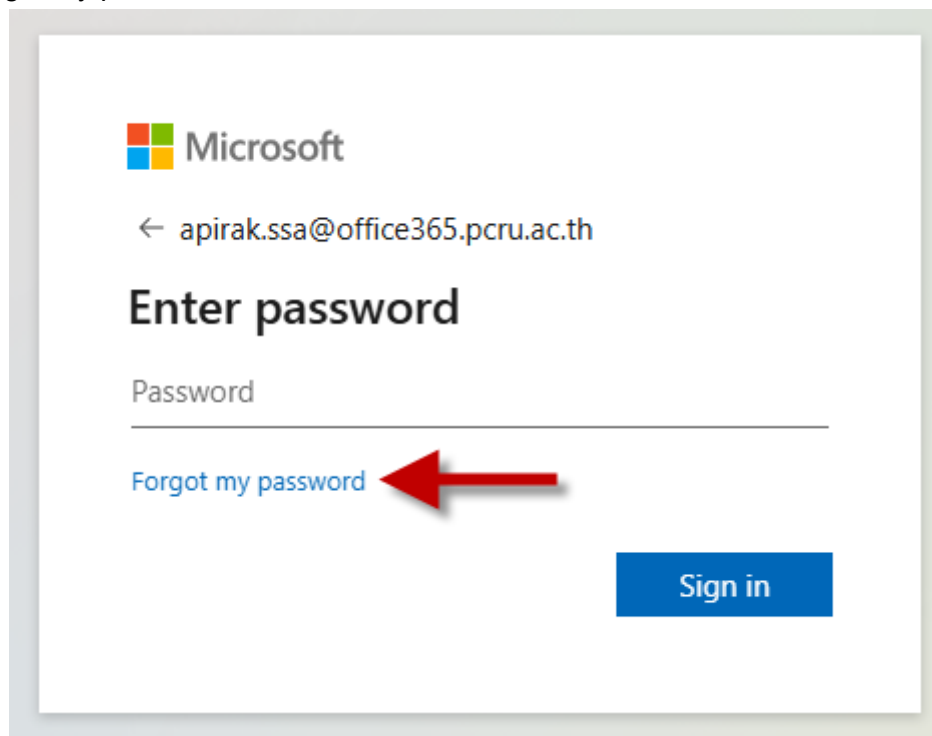
2.คลิก Sign in



3.เลือกบัญชีที่เคยเข้าใช้งานหรือลงชื่อเข้าใช้งาน



4.คลิก Forgot my password



5.กรอกรหัสที่เห็นและคลิก Next

Get back into your account

Who are you?

To recover your account, begin by entering your email or username and the c

Email or Username: *

apirak.ssa@office365.pcru.ac.th

Example: user@contoso.onmicrosoft.com or user@contoso.com



VP6MVLW

Enter the characters in the picture or the words in the audio. *

Next

6. ใส่เบอร์โทรศัพท์ที่ใช้ยืนยันตัวตนลงทะเบียน

Microsoft

Get back into your account

verification step 1 > choose a new password

Please choose the contact method we should use for verification:

☒ Text my mobile phone

☐ Call my mobile phone

In order to protect your account, we need you to enter your complete mobile phone number (*****59) below. You will then receive a text message with a verification code which can be used to reset your password.

0869 159

Text

7.ใส่รหัส OTP ที่ได้รับทางโทรศัพท์

Get back into your account

verification step 1 > choose a new password

Please choose the contact method we should use for verification:

☒ Text my mobile phone

☐ Call my mobile phone

We've sent you a text message containing a verification code to your phone.

844429

Next

Try again

Contact your administrator

8.ใส่รหัสผ่านใหม่อีกครั้ง

Get back into your account

verification step 1 ✓ > **choose a new password**

* Enter new password:

Password strength

* Confirm new password:

Finish

Cancel

A strong password is required. Strong passwords are 8 to 256 characters and must combine uppercase and lowercase letters, numbers, and symbols. They cannot contain your username.

9.คลิกเข้าสู่หน้า Sign in

Get back into your account



Your password has been reset

To sign in with your new password, [click here](#).



10. ใส่รหัสผ่านใหม่ และคลิก Sign in



← apirak.ssa@office365.pcru.ac.th

Enter password

Password

[Forgot my password](#)

Sign in