



Backline and Sound Specs


1. Welcome & Overview

- Starr Bar is a community-centered space. We're excited to host your event. Here's what you need to know to make the most of our sound system and backline.
 - Sound person required for live music and/or complex shows.
 - Mono sound system (panning won't be audible).
-

2. Projector Use

- Projector only supports **moving images**. Static images will not be permitted as it burns out the bulb. Slideshows (auto-advancing), slowly moving images, and videos are all fine.
 - You can bring your own laptop with content loaded, or use our Windows laptop to stream content already online. We connect via HDMI cable + adapter and aux cable for sound (provided).
 - If projector content is streamable, send links to starrbartenders@gmail.com with the event name and date in the subject line.
-

3. Equipment Available (Backline)

Category	Equipment
Microphones	5x Shure SM58 2x Shure SM57 2x Wireless (Innopow WM-333)
Mixers	<ul style="list-style-type: none">• Allen & Heath Qu-5 (main FOH — digital, 16ch)• Mackie Mix8 (front bar zone — fed from Qu-5)
DJ Gear	Pioneer DDJ-FLX6 (controller — laptop required) Numark Scratch 2-Channel (for Serato DJ Pro)
Instruments	<ul style="list-style-type: none">• Yamaha Digital Piano — P-45B (88-key weighted, with sustain pedal & stand)• Tama Imperialstar Drum Kit (no breakables)• Blackstar ID:Core 100W Guitar Amp• Peavey TKO 115S Bass Amp
Speakers	Front Bar: 6x Peavey Sanctuary SSE 26 Dancefloor: 4x Electro-Voice ZLX-12
Projector	<ul style="list-style-type: none">• BenQ TH575 — 1920×1080 (1080p), 3800 lumens, DLP, 15000:1 contrast• No 4K. Moving images only (see Section 2).
Lighting Control	DMX FX512 (19" 512-channel DMX controller)  NEW
Other AV	Windows laptop available HDMI cable + adapter provided Aux cable provided

page 2 of 5

4. Guidelines

Do:

- Bring your own vinyl decks or CDJs if needed — we don't carry them.
- Consult staff before moving furniture or changing setup.

- Send projector content links in advance to starrbartenders@gmail.com.

Don't:

- Disconnect or reroute equipment without staff clearance.
 - Bring drinks into the sound booth.
 - Display static images on the projector — it burns out the bulb.
-

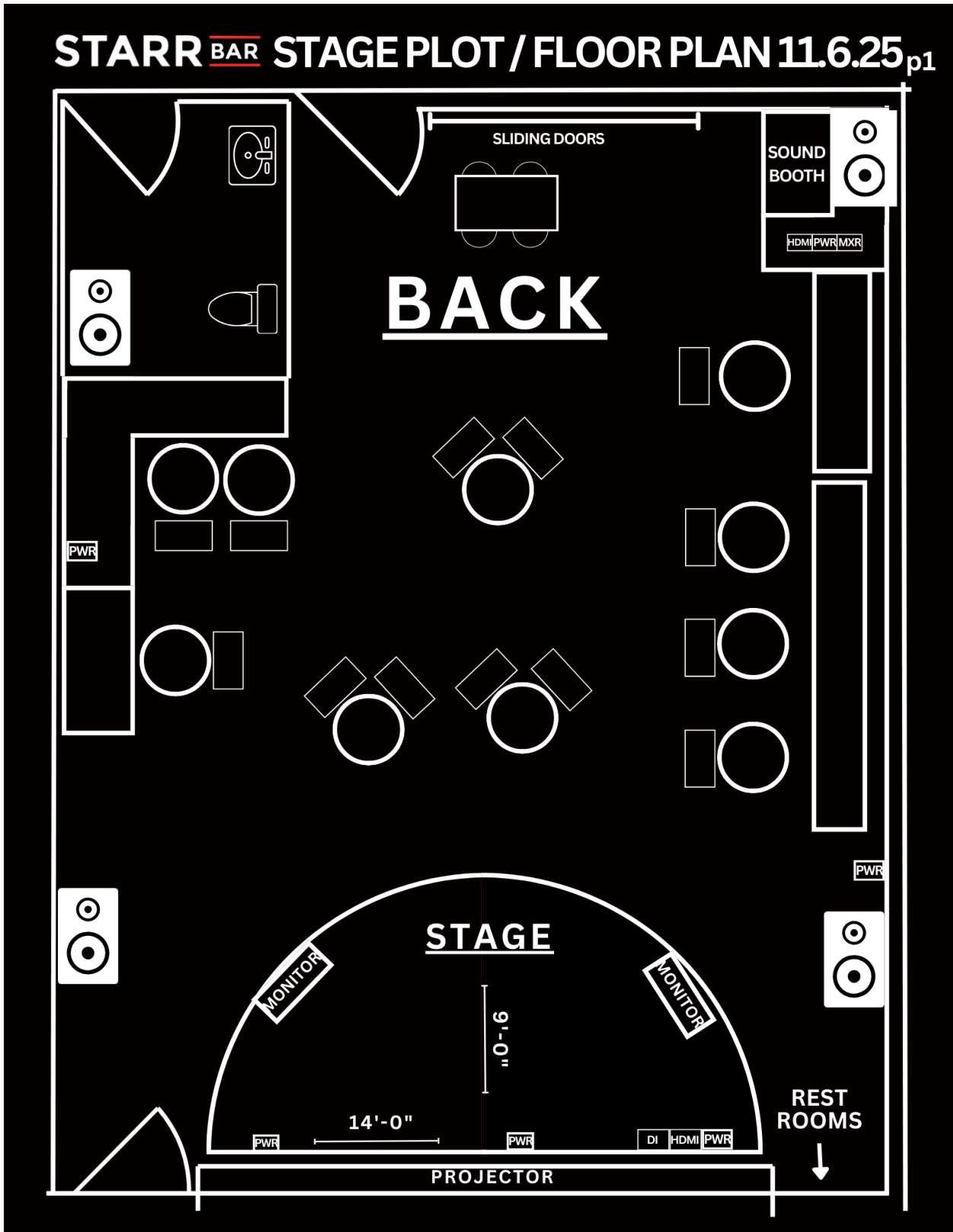
5. Recording & Streaming

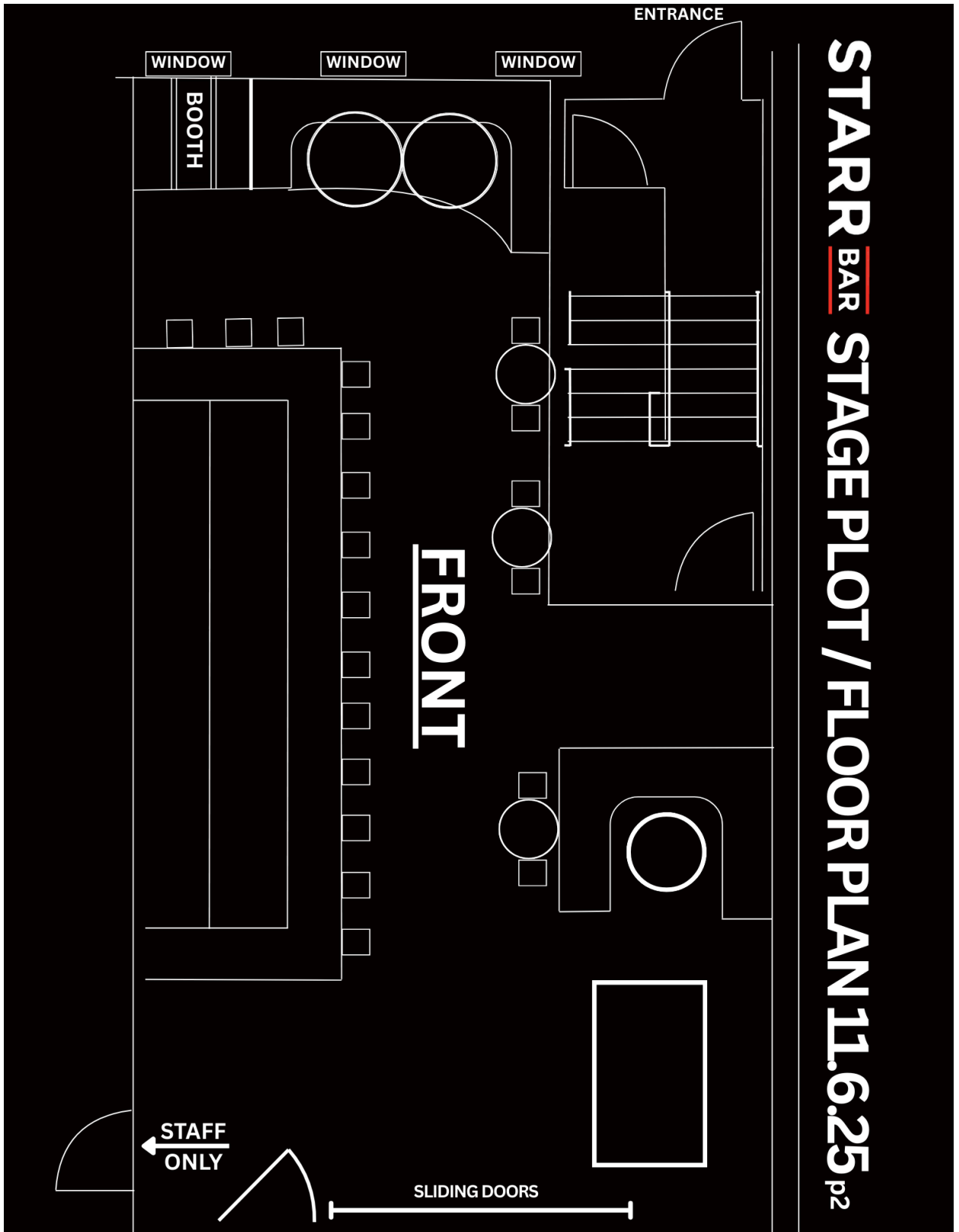
- Rough mix recording available directly from the mixer output.
 - Windows laptop available for higher-quality recording or streaming setups.
-

6. Contact & Booking

- Sound tech required for all live music events → request at time of booking.
- Staff available to walk you through the event space on request.
- Booking & event inquiries: bookings@starrbar.com

STARR BAR STAGE PLOT / FLOOR PLAN 11.6.25 p1





STARR BAR STAGE PLOT / FLOOR PLAN 11.6.25 p2