








## EXTERIOR SELECTIONS

FRONT ENTRY DOOR	
	<p>TRUSTILE Reserve by Marvin</p> <p>Custom Walnut Entry Door with Insulated Clear Glass Sidelite</p> <p>Square Sticking</p> <p>Custom Stain</p>
LIGHTING	
	<p>Generation Lighting</p> <p>Founders Outdoor 1-light Pendant</p> <p>Clear Glass</p> <p>Finish: Black</p>
DECKING	
	<p>Millboard</p> <p>Enhanced Grain Collection</p> <p>Color: Limed Oak</p>

	<p>Railing:</p> <p>Powder Coated Steel with molded cap and ½” round pickets</p> <p>Finish: Matte Black</p>
	<p>Drink Rail:</p> <p>TimberTech AZEK Vintage Collection</p> <p>Weathered Teak Finish</p>
<b>SIDING</b>	
	<p>James Hardie Straight Edge Smooth Shakes</p> <p>Exterior Paint color?</p>
	<p>Back Mudroom Entry from Deck:</p> <p>Millboard Envello</p> <p>Shadow Line+</p> <p>Color: Golden Oak</p>



Fond du Lac Country Squire  
Natural Stone Veneer

### ADDITIONAL EXTERIOR DETAILS

Windows & Doors - Marvin Elevate  
Roofing Shingles - Owens Corning Duration in Estate Grey  
Copper Standing Seam Metal Roofing in Black with 12" seams  
Roofing for Flat Roof - EPDM Rubber Roofing  
Soffit & Fascia - James Hardie  
Under Decking - Trex Rain Escapes

### LANDSCAPING