Pokemon ROWE 1.7.2 Item Locations

Evolution Items

From the guy who gives you Sludge Bomb in Dewford, you can get a random item each day(Not all of the evolution items can be given to you by this NPC)

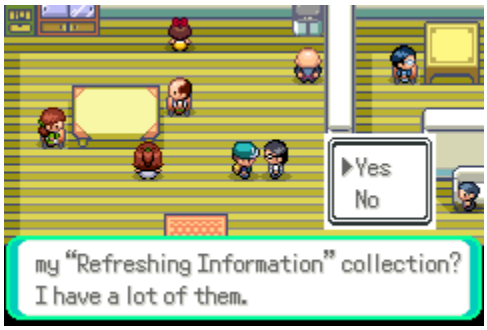

You can also get them in Lilycove Dept in the third floor after 4 Badges

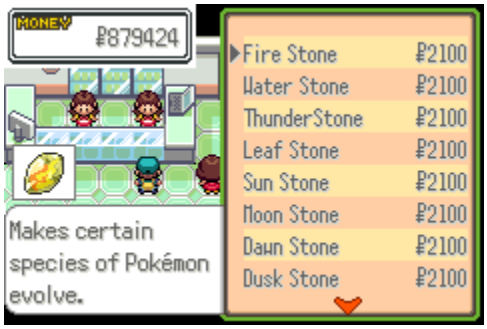

Berries

Most Berries can be found in Lavaridge Herb Shops

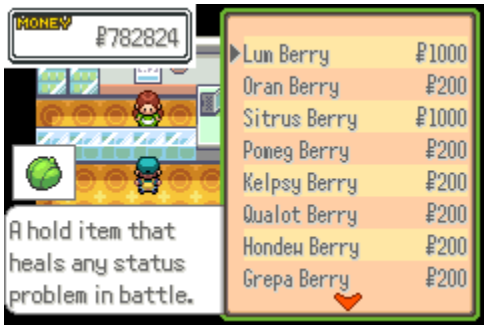

Nugget

Held by wild Persian and Delcatty and in the Battle Tents as rewards

Power Candy(Boosts your Pokemon Ivs)

Can be bought in the Pokemon League and in the Battle Tents as rewards

Fossils

In Desert Underpass you can get 2 Random Fossils per day

Mints

In Oldale Town in the house next to the PokeMart for 8k each

Eviolite

Given to you by the Professor Cozmos after giving him the Meteorite

NOTE: This item stops evolution from happening when hold

Exiolite

Can be bought from Devon Corp after 6 badges, given to you by an old man in the house down to Roxanne´s Gym, also found in some battle tents

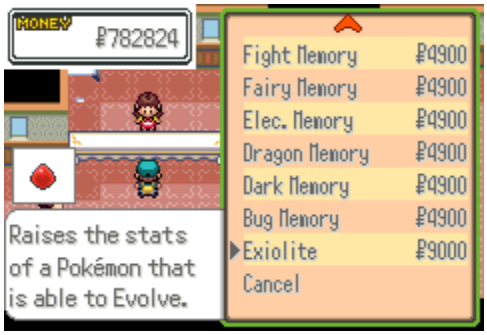

NOTE: This item stops evolution from happening when used

Lucky Egg

Dropped by Wild Chansey Line and by finishing the First Achievement

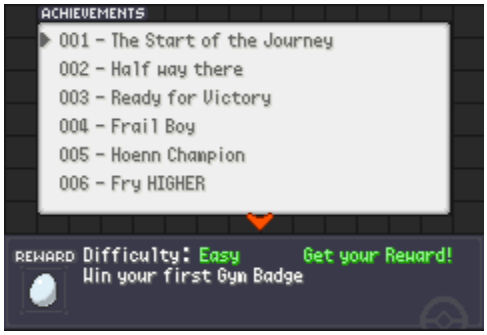

Ability Capsule

From the Lilycove Department Store after beating the Sixth Leader and in the Battle Tents as rewards and in Oldale town

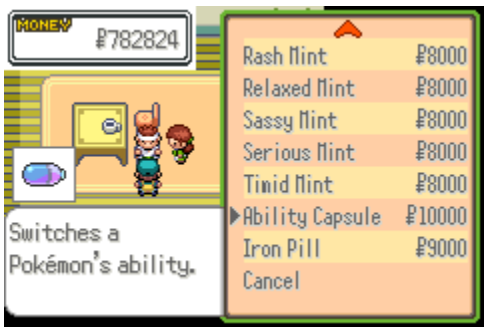

Ability Patch

From the a Man in Pacifidlog Town in exchange of 2 Yellow Shards, in the Battle Tents as rewards and in the Pokemon League

EV-reducing Berries

In Lavaridge Town in the Herb Shop

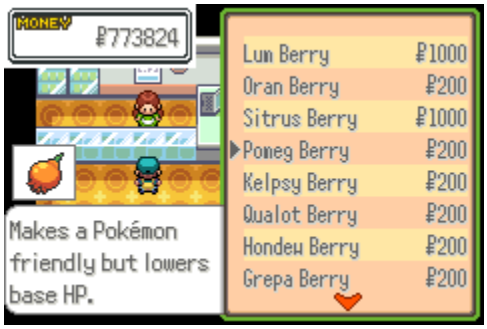

Blue Shard

held by Wild Carvanha 5% of the time

held by Wild Sharpedo 100% of the time

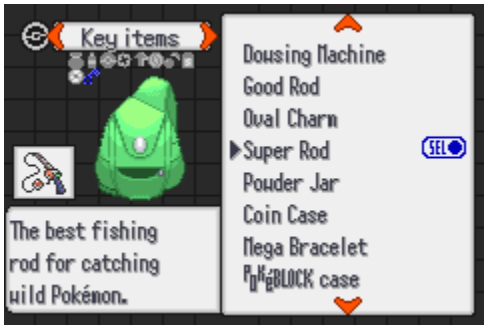



Green Shard

held by Wild Sunkern 5% of the time

held by Wild Sunflora 100% of the time

Red Shard

held by Wild Numel 5% of the time

held by Wild Camerupt 100% of the time

Yellow Shard

held by Wild Emolga 5% of the time

held by Wild Rotom 100% of the time

Life Orb, Focus Sash, Power Herb, Power Items, Choice Band, Choice Scarf, Choice Specs, Flame Orb, Toxic Orb, Rocky Helmet, Weakness Policy Some other useful hold items

From the Lilycove Department Store after beating the Sixth Leader

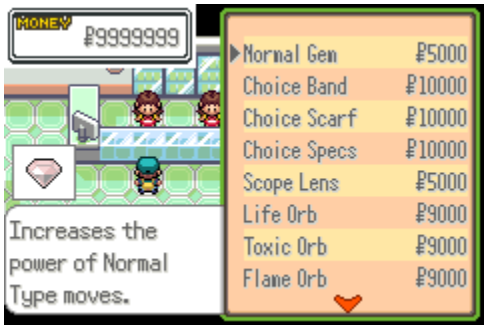

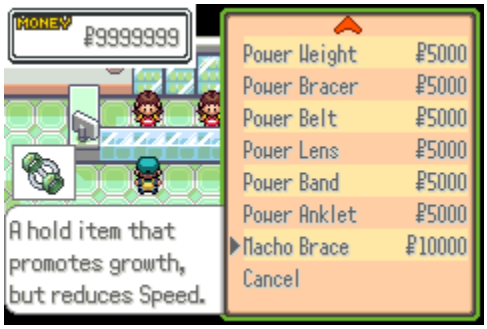

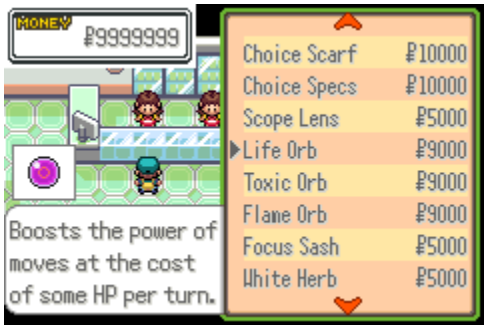

Eon Flute

Given to you after you beat or catch latios latias and rayquaza by the guy that wants to see the Mirage Island

Iron Pill

Buyable in Oldale Town and in the Pokemon League

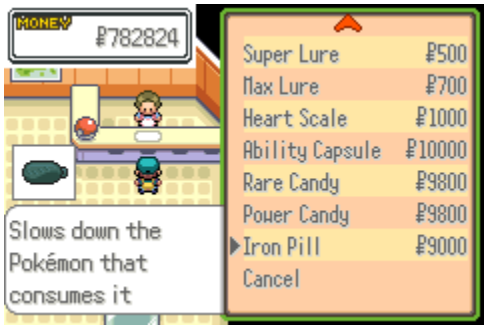

Type Gems

Held by some Wild Pokemon of the time depending on the type

Makuhita Line - Fighting Gem

Corphish Line - Water Gem

Ponyta Line - Fire Gem

Voltorb Line - Electric Gem

Doduo Line - Flying Gem

Fomantis Line - Grass Gem

Gulpin Line - Poison Gem

Silicobra Line - Ground Gem

Elgyem Line - Psychic Gem

Bonsly Line - Rock Gem

Bergmite Line - Ice Gem

Pineco Line - Bug Gem

Swablu Line - Dragon Gem

G.Corsola Line - Ghost Gem

Nicknit Line - Dark Gem

Bronzor Line - Steel Gem

Gym Leader Items

Amulet Coin

Given to you by beating the First Leader from the Gym Leader

Drowsing Machine

Given to you by beating the Second Leader from the Gym Leader

Good Rod

Given to you by beating the Third Leader from the Gym Leader

Oval Charm

Given to you by beating the Fourth Leader from the Gym Leader

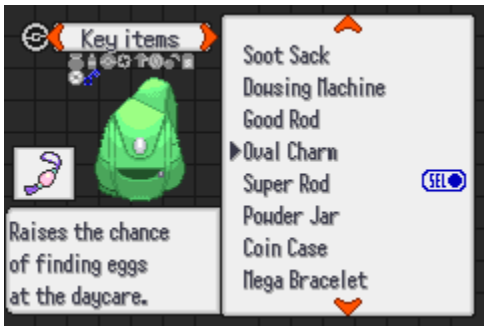

Super Rod

Given to you by beating the Fifth Leader from the Gym Leader

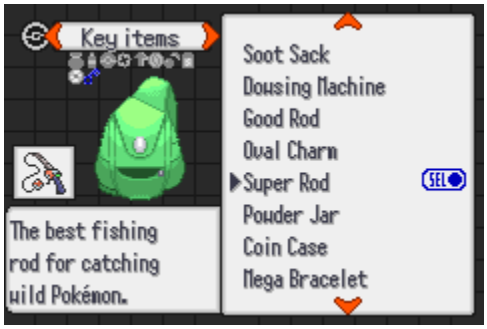

Lucky Egg

Given to you by beating the Sixth Leader from the Gym Leader

Mega Bracelet

Given to you by beating the Seventh Leader from the Gym Leader

Shiny Charm
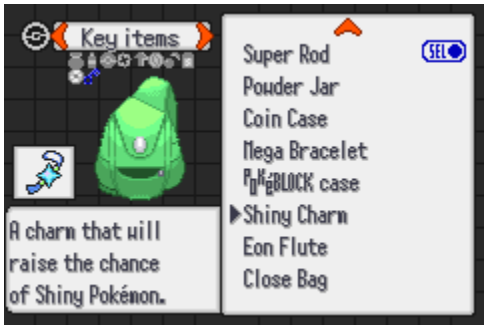
Given to you by beating the Eight Leader from the Gym Leader