

Cross-list Canvas Skyward Generated Classes

Once you cross-list it can not be undone

You will no longer see the courses on your dashboard that have been cross-listed into your main course.

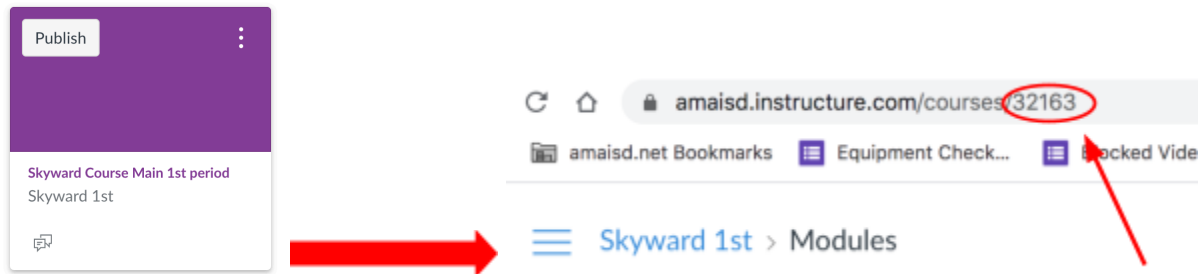
All cross-listed classes will share a gradebook. See your DLS for questions.

(Video tutorial)

1. **Pick one** of your Skyward Generated **Canvas classes**. This class will become your Main canvas class to pull your other matching sections (classes) into.

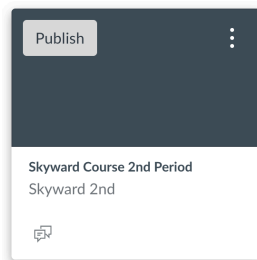
Example: 1st period Algebra 1 or 4th period Algebra 1
Math 4A or Math 4C

2. **Open the Canvas Class** you picked above.
3. Look at the URL (web address) and **write down the digits** at the end of the URL.

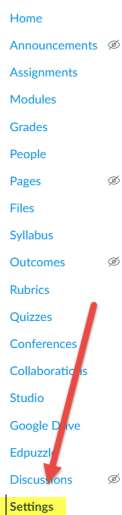


4. Now **open another** Skyward Generated Canvas **class** you would like to merge together with the main course you picked above.

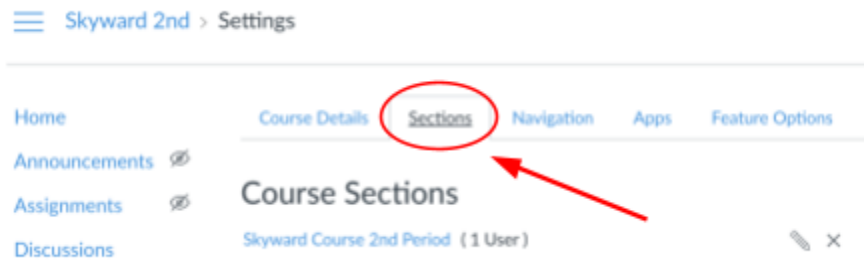
Example: You picked 1st period Algebra 1 and want to merge together 2nd period Algebra 1



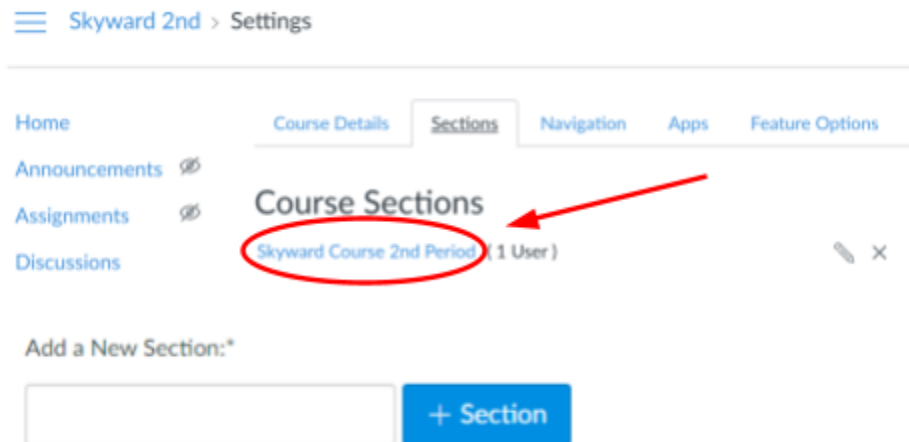
5. Go to **settings** of the canvas class



6. Click **Sections** in the top middle



7. Click link of **course name** you want to link into the Main Skyward Class
Example: 2nd period Algebra 1



8. Click on **cross-list this section** on the right side



9. Enter the **Course ID number** from the course you want to cross-list this course into. (See steps 1-3)

Cross-List this Section ✕

Cross-List Section

Cross-listing allows you to create a section in one account and then move it to a course on a different account. To cross-list this course, you'll need to find the course you want to move it to, either using the search tool or by entering the course's ID.

Search for Course:

Or Enter the Course's ID:

Selected Course:

10. Press **enter**, then the course you are crossing into will appear.

Cross-List this Section ✕

Cross-List Section

Cross-listing allows you to create a section in one account and then move it to a course on a different account. To cross-list this course, you'll need to find the course you want to move it to, either using the search tool or by entering the course's ID.

Search for Course:

Or Enter the Course's ID:

Selected Course: Skyward Course Main 1st period
Account: Manually-Cross-List Courses

11. Click on **Cross-List This Section**

12. You will **repeat steps 4-11** until all sections have been cross-listed inside your main course.

*** You will no longer see the courses on your dashboard that have been cross-listed into your main course.