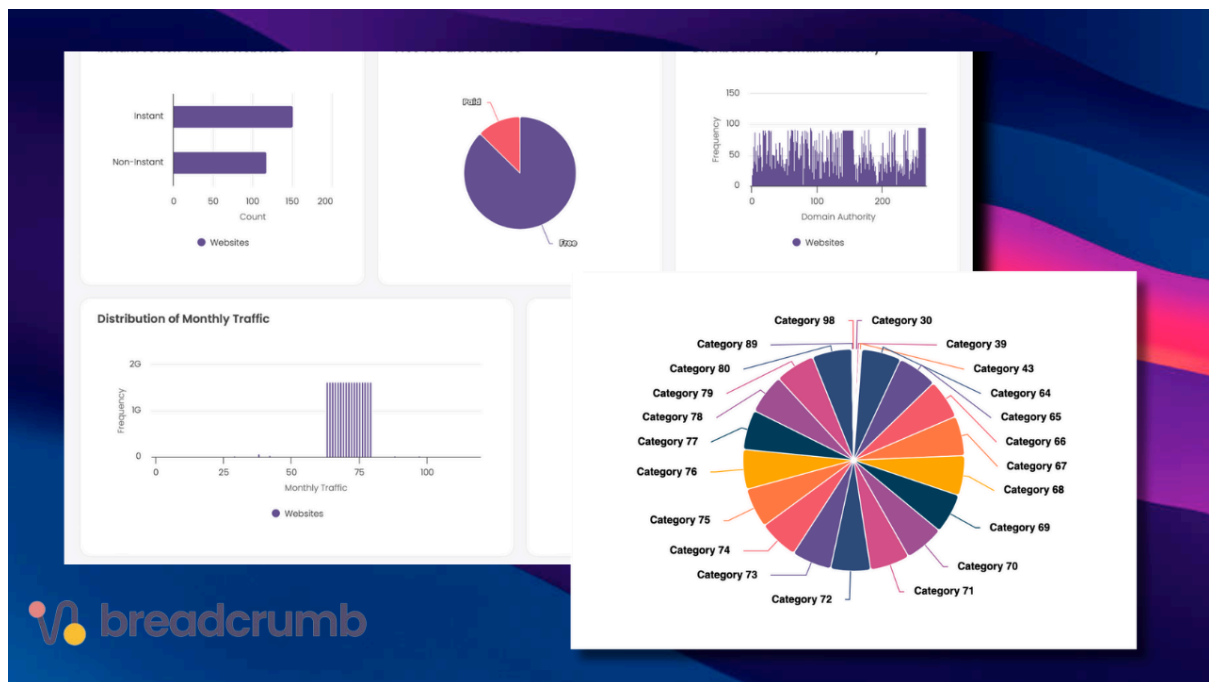


## Artificial Intelligence Reporting tool for Busy Operation Managers

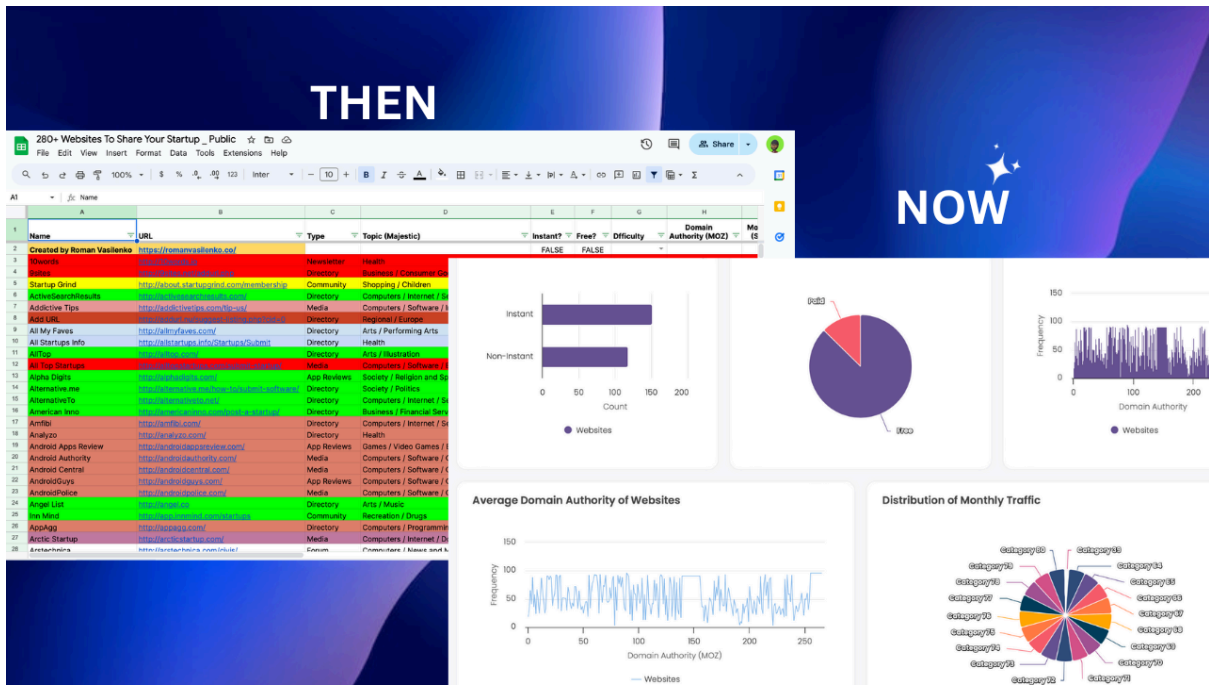


As an operations manager, you're responsible for overseeing the day-to-day processes that keep your business running smoothly. But sifting through multiple data to uncover the insights that can drive uncertain optimization is a constant challenge.

Back then, tracking key operational KPIs like inventory levels, production efficiency, and supply chain throughput meant moving data from multiple systems and software tools. You'd spend hours compiling information from ERP platforms, CRMs, and custom-built databases, painstakingly copying and pasting figures into Excel.

And let's not forget the endless back-and-forth with the analytics team, as you tried to translate your operational questions and concerns into the highly technical language of SQL queries and data visualizations.

More often than not, you'd be sent back to the drawing board, waiting days or even weeks for updated reports that may or may not contain the insights you needed.



A recent survey by [Oracle](#) shows that 85% of business leaders have suffered from "decision distress" - regretting, feeling guilty about, or questioning a decision they made in the past year. And 72% admitted that the sheer volume of data and their lack of trust in it has stopped them from making any decision at all.

But that was then. Today, you have Breadcrumbs.

Breadcrumbs's AI-powered analytics platform is purpose-built to put the power of data directly into your hands. With Breadcrumbs, you can create custom dashboards that provide a real-time, 360-degree view of your business without having to do much.

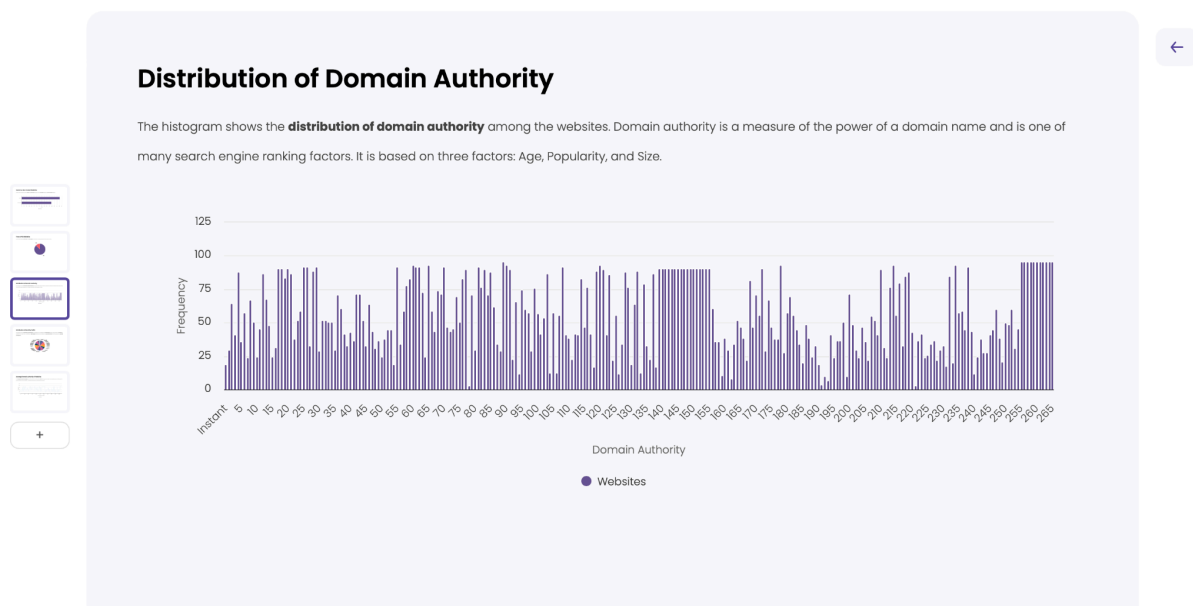
A study from [Harvard Business Review](#) found that **87% of organizations will be more successful when frontline workers are empowered to make important decisions in the moment.**

Let's say you want to track your production yield against targets. In the past, that would have meant scouring through Excel files, PowerPoint decks, and a dozen other documents just to piece together the relevant data points.

With Breadcrumb, you can simply ask "How did our production yield compare to the target last quarter?" and receive an immediate, conversational response.

No more translating your data into technical jargon. Breadcrumb's natural language processing capabilities understand your operational concerns and deliver tailored insights - when you need them, not weeks later.

But the benefits of Breadcrumb go far beyond just streamlining your reporting. With Breadcrumb, you can get your presentation slides from your dashboard without moving out of your workspace. Its advanced analytics capabilities allow you to uncover hidden patterns, anticipate future challenges, and make more informed, strategic decisions.



[Get started](#) with Breadcrumb today, if you're ready to say goodbye to the endless spreadsheets and static reports.