

How to Set Ala Carte Limits in Skyward Family Access

1. Login to your Skyward Family Access account.
2. Navigate to the “Food Service” tab on the left side of the screen & click “Food Service”.

The screenshot shows the Skyward Family Access interface. At the top, the user is logged in as 'Rocky Raccoon'. The left sidebar contains a navigation menu with 'Food Service' highlighted. The main content area is titled 'Food Service' and includes sections for 'Current Account Balance', 'Today's Lunch Menu', 'Food Service Messages/Links', and 'Weekly Purchases For: Tue Aug 2, 2022'. The 'Weekly Purchases' section shows a table with dates from Sun Jul 31 to Sat Aug 6, 2022, all indicating 'No purchases for this date'.

Family Access
Rocky Raccoon

Test Mom | My Account | Contact Us | Exit

District Links

Food Service Applications

Home
NEW Student Enrollment
2022 - 23 Online Registration
2021 - 22 Online Registration
Online Forms
Arena Scheduling
Calendar
Gradebook
Attendance
Student Info
Food Service
Schedule
Discipline
Test Scores
Fee Management
Activities
Student Services
Graduation Requirements
Homeroom
Conferences

Current Account Balance
Family: \$0.00
Lunch Type: Paid

Today's Lunch Menu
No lunch menu details are available for the current date.

[Lunch Calendar](#)

Food Service Messages/Links
(High School)
Click on the link below for the free and reduced Alternate Household application for your High School Student.
[OHS Alternate Household Form](#)

Rocky (High School) [View Totals](#) | [Make a Payment](#)

There are no payment records for this student.

Print Reports
Rocky: [Meal Statement](#) |


Weekly Purchases For: Tue Aug 2, 2022
[Previous Week](#) [Next Week](#)

Rocky (High School)


Set Purchase Limit

Item	Price
Sun Jul 31, 2022	
No purchases for this date.	
Mon Aug 1, 2022	
No purchases for this date.	
Tue Aug 2, 2022	
No purchases for this date.	
Wed Aug 3, 2022	
No purchases for this date.	
Thu Aug 4, 2022	
No purchases for this date.	
Fri Aug 5, 2022	
No purchases for this date.	
Sat Aug 6, 2022	
No purchases for this date.	

3. On the right side of the screen click “Set Purchase Limit” highlighted in blue.

Family Access
Rocky Raccoon

Test Mom | My Account | Contact Us | Exit

District Links

Home

NEW Student Enrollment

2022 - 23 Online Registration

2021 - 22 Online Registration

Online Forms

Arena Scheduling

Calendar

Gradebook

Attendance

Student Info

Food Service

Schedule

Discipline

Test Scores

Fee Management

Activities

Student Services

Food Service

Applications

Current Account Balance
Family: \$0.00
Lunch Type: Paid

Today's Lunch Menu
No lunch menu details are available for the current date.

Lunch Calendar

Print Reports
Rocky: Meal Statement |

Food Service Messages/Links
(High School)
Click on the link below for the free and reduced Alternate Household application for your High School Student.
OHS Alternate Household Form

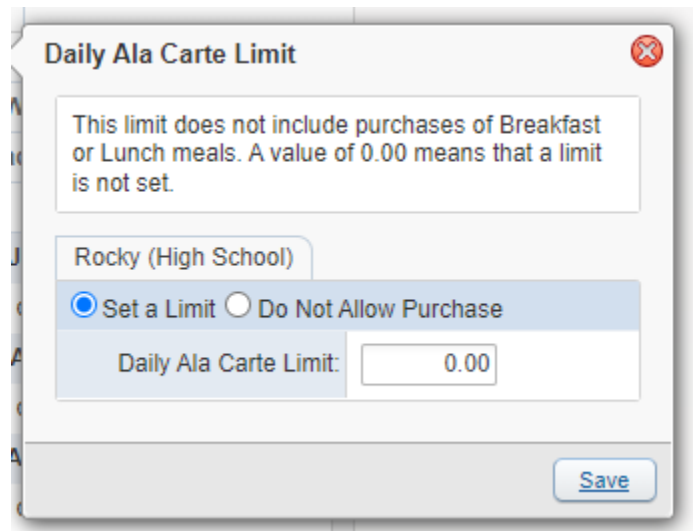
Weekly Purchases For: Tue Aug 2, 2022
Previous Week | Next Week
Rocky (High School)
Set Purchase Limit

Weekly Total: \$0.00
Key Pad Number: 056531
Item | Price
Sun Jul 31, 2022
No purchases for this date.
Mon Aug 1, 2022
No purchases for this date.
Tue Aug 2, 2022
No purchases for this date.
Wed Aug 3, 2022
No purchases for this date.
Thu Aug 4, 2022
No purchases for this date.
Fri Aug 5, 2022
No purchases for this date.

4. A box will pop-up displaying two options:

Option 1: Set a daily ala carte limit. This option allows you to set a daily threshold by dollar amount for your student to spend on items outside of the meal (i.e., chips, beverages, fruit snacks, etc.). Type your desired value into the box.

Option 2: Do not allow purchase. This option restricts your student from purchasing any items outside of the meals offered.



The screenshot shows a pop-up window titled "Daily Ala Carte Limit" with a red close button in the top right corner. Inside the window, there is a text box containing the message: "This limit does not include purchases of Breakfast or Lunch meals. A value of 0.00 means that a limit is not set." Below this, there is a label "Rocky (High School)" and two radio button options: "Set a Limit" (which is selected) and "Do Not Allow Purchase". Under the "Set a Limit" option, there is a label "Daily Ala Carte Limit:" followed by a text input field containing the value "0.00". At the bottom right of the window is a "Save" button.

5. Once you have selected your desired option, click "save" in the bottom right corner of the pop-up box.
6. This completes the ala carte restriction process. The limit or block may be modified or removed at any time by following the steps outlined in this document.

*****Changes typically take effect immediately. Please note, however, if you make a change during meal service, cashier computers may not update until the next meal service period.***