



Lesson 4: “God’s Words Are Good For My Heart”

3-5 In-Person Crew Club Plan

<u>Key Teaching Point</u>	God is good, and I can be his child.
<u>Key Bible Verse</u>	“See how very much our Father loves us, for he calls us his children, and that is what we are!” 1 John 3:1 (NLT)
<u>Scripture Passage</u>	“Jesus teaches and feeds the 5,000” (Luke 9:10-17)
<u>Materials</u>	<ul style="list-style-type: none">● A squishy ball*● A sheet of poster board or chart paper● A marker to write on the poster/chart paper● Handout 1, one copy● Handout 2, two copies● Pens or pencils*● Index cards, one per student

*Materials marked by an asterisk are in the CKC Games Bag.

Relate (20 minutes)

Welcome crew members with a snack.

Distribute name tags and snacks. Choose one of the following icebreaker activities to do together while children eat their snack:

Icebreaker Options (Choose one.):

- Ask the children to share their highs and lows (the best and worst things that happened to them either today or from the past week).
- Ask the children to take turns sharing how they’re feeling today using the “How Are You Feeling?” chart (from the CKC Games Bag).
- Open a discussion with the question, “How many loaves of bread do you think it



would take to feed 500 people? 1,000? 5,000?”

Build relationships.

Give each child a sheet of paper and a pencil. Ask the children to draw their favorite food. Then, ask them to describe their favorite food to the group. After all the children describe their favorite food, ask the question: **How do you feel after you eat your favorite food?**

Take student responses.

It is not a surprise that eating good food makes us feel good! Today we are going to learn that God’s words are good for our hearts!

Play a game.

Clap Ball

Seat children in a circle facing one another, and give one child a squishy ball to start. This first player throws the ball up in the air and must clap once before catching the ball. Then, they pass the ball to the next player who must do the same. The ball continues around the circle until it gets back to the first player, who then must clap twice before catching the ball and passing it. Continue to increase the challenge by adding claps in between catches. For competitive play, eliminate players from the circle who fail to clap the required amount of times or who do not catch the ball, until you have a winner.



Receive (20 minutes)








Hear God’s Word.

Use emojis to tell the Bible story from Luke 9:10-17. Before the club session, cut out the emojis in Handout 1. They are numbered in the order that they appear in the script. Read the script below, and display each emoji for all crew members to see whenever they appear in the script. Cues for the emojis are highlighted in parentheses.








The crowds followed Jesus, excited to hear what he would say. 😊 He welcomed them and taught them about the Kingdom of God, and he healed those who were sick. 🤒



	
  	<p>Late in the afternoon, the twelve disciples came to him frustrated 😡 and said, “Send the crowds away to the nearby villages and farms so they can find food and lodging for the night to sleep. 😞 They might be sad 😞, but there is nothing to eat here in this remote place.”</p>
	<p>But Jesus said, “You feed them.” (FINGER POINT)</p>
 	<p>“But we have only five loaves of bread and two fish,” they answered. 😡 “Or are you expecting us to go and buy enough food for this whole crowd?” 😞 For there were about 5,000 men there. 😞</p>



	
 	<p>Jesus replied, “Tell them to sit down in groups of about fifty each.” So the people all sat down. Jesus took the five loaves and two fish, looked up toward heaven, 🙄 and blessed them. 🙏</p>
 	<p>Then, breaking the loaves into pieces, he kept giving the bread and fish to the disciples so they could distribute it to the people. They were all so happy 😄 and ate as much as they wanted, and afterward, the disciples picked up twelve baskets of leftovers! 🤩</p>

What does this story show you about Jesus?

Take responses from two or three students.

Where do you think Jesus got the power to do such an amazing miracle as this?

Take responses from two or three students.

Jesus is all-powerful because he is one with God the Creator. Jesus is God! He is good and loving. He cared for the people and provided for their needs by feeding them.

What else did Jesus give to the people that day? His words! Jesus taught the



people, and they listened because God’s words are good. Food and water give life to our bodies; God’s words give life to our hearts.

Where do we find God’s words for us today?

Take student responses.

That’s right, in the Bible.

Hold up a Bible.

Speaking of the Bible, let’s review our verse, God’s Word for us.

Review the Bible verse:

“See how very much our Father loves us, for he calls us his children, and that is what we are!” 1 John 3:1 (NLT)

God is a good and loving Father, and his words are good for our hearts!

Engage and explore the story.

Review the story from Luke 9:10-17 by asking students to sketch out various scenes on an index card and retell the story as a group. You can divide the story up into the following scenes and assign each student one of the scenes to draw. Then, instruct them to share their scene in the story order.

- The crowds followed Jesus to hear his teaching.
- The disciples told Jesus to send the people away.
- Jesus told the disciples to feed the crowd.
- The disciples told Jesus they didn’t have enough food.
- All 5,000 people sat down in groups of 50 each.
- Jesus took the five loaves of bread and two fish and blessed them.
- Everyone ate until they were full!
- The disciples collected 12 baskets of leftovers!

Encourage students to participate in an interactive discussion by incorporating observation questions into a game when possible. See the CKC Games Bag for ideas.

- **Why did the crowds of people come to see Jesus?** (They came to hear his teaching and learn from him.)
- **What else did the crowd need?** (They needed food to eat.)
- **Why do you think the people wanted to hear Jesus’ words?** (Answers will vary.)



- **How did Jesus provide for the crowd?** (He did a miracle and fed 5,000 people with only five loaves of bread and two fish.)
- **How does God take care of your needs?** (Answers will vary. Emphasize that God takes care of our physical needs, but he also takes care of the needs of our heart by sending Jesus to us and giving us the Bible.)



Respond (20 minutes)

Apply God's truth.

Tell students to find a partner and give each pair a blank sheet of paper and a writing utensil. Tell them you are going to give them a timed challenge. Give them exactly one minute to write down as many things as they can to answer the following question:

What are some examples of things that are good for you?

After one minute is up, take student responses.

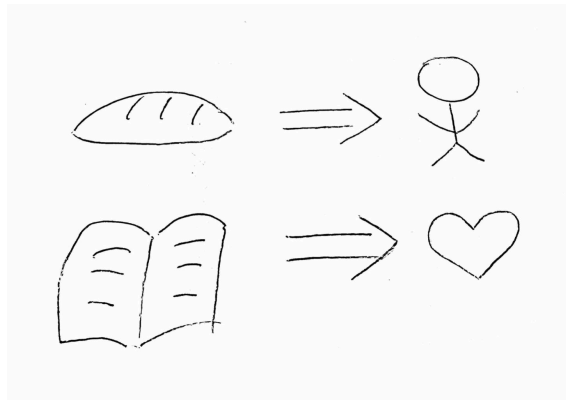
Examples:

- Healthy food
- Exercises
- Getting enough sleep

Discuss:

- **Why are these things good for you?**
- **What happens when you do things that are good for you?**
- **What happens when you don't?**

On a sheet of chart paper or poster board, sketch the following:



In today's story, Jesus fed the crowds because their bodies needed food. But he also gave them something their hearts needed—his words. God's words



are for our good.

(Use the sketch to emphasize that our bodies need food and our hearts need God's words.)

God's words are for our good. He gives us his words in the Bible. How are God's words good for us?

Take student responses. As students share, write examples on a sheet of chart paper or poster board just below the previous sketch. Add any examples of your own or from the list below.

Examples: God's words . . .

- Show us what is true and good.
- Help us know God and his love for us.
- Teach us to walk in wisdom.
- Encourage us to do the right thing.
- Transform our hearts to be right with God.

Do you believe that your Creator's words are good for you? Just like it's important to fill your body with good food, it's important to fill your mind and heart with God's words. How can you fill your heart with more of God's words this week?

Take student responses.

One way we can fill our hearts with God's words is to memorize them so they stay in our minds and hearts. We're going to practice that now.

Play a Bible verse game.

Bible Verse Game: Word Lineup

Before club, make two copies of Handout 2 and cut up the cards. Divide your group into two teams. Have each team form a circle. In the middle of each team, place the stack of verse-word cards facing up in the center of each team. The cards should be mixed up in random order. On "go," teams race to lay out the verse in order without using their hands. The first team to order the verse correctly wins.

Sing and worship together.

Pick a song from the [Praise and Worship Guide](#), or choose one of your own. Incorporate movement into the songs whenever possible.



Pray together.

When Jesus taught his disciples to pray, he used the following words:

“Give us today the food we need” (Matthew 6:11, NLT). Note that other versions of the Bible use the word *bread* in this passage.

God is a good and loving Father who cares for us. We can come to him and tell him our needs. He wants us to trust that he loves and cares for us. Just like Jesus provides for the hungry crowd, God is able to provide for the needs in your life.

What are some things that you or your family need from God right now?

Take prayer requests, and close in prayer.



Handout 1: Emojis



1



2



3



4



5



6



7



8



9



10



11



12



13



Handout 2: Bible Verse Lineup

See	how	very much	our Father
loves us	for he	calls	us
his children	and	that is	what we are!

