

Welcome, New Seawolves!

All of the information you'll need about your schedule is available on the [SB Engaged](#) campus engagement platform. [Learn more about using SB Engaged & CORQ to manage your campus involvement.](#)

Please refer to this *step-by-step guide/checklist* to view and manage your New Seawolf Welcome schedule. **First Year Students, please check your email for updated schedule information.**

You must attend the workshops listed below to fulfill your New Seawolf Welcome requirements. You will be individually invited to the required workshops and must RSVP to confirm your attendance. All required workshops will be in the “**New Seawolf Welcome Fall 2024**” organization list on your SB Engaged homepage and listed in the “My” section of CORQ.

Required Workshops:

- University Convocation
- New Seawolf Small Group, Wednesday and Thursday (First-Year Students)
- New Beginnings: Your First Year Experience (First Year Students) **or** Professor Tell All (Transfer Students)
- Belonging at the Brook
- Seawolves Engage, Seawolves Vote
- International Student Orientation (Special Invitation)
- Non-Traditional Student Program (Special Invitation)
- Wolfie's Welcome Dinner - Class of 2028 Pep Rally (First-Year Students)
- Wolfie's Transfer Welcome Breakfast (Transfer Students)
- Playfair

Customize your schedule around required workshops by RSVPing to [SBU WOW \(Weeks of Welcome\)](#) events. Make the most of your time on campus with just the newest Seawolves; we highly encourage you to attend as many events as you like. These programs are hosted by a variety of campus resources and range from informationals to hobbies to athletic interests. You can select as many workshops that fit around your required workshops!

Please be aware:

- **You need to RSVP** to all workshops and events, including required workshops.
- We encourage you to select [SBU WOW](#) events that best suit your interests.
- There are limited spaces available per event, so you are strongly encouraged to RSVP as soon as possible to secure your spot.
- Please make sure only to select WOW events that **do not conflict** with the required workshops you're invited to.

You are responsible for keeping track of your own New Seawolf Welcome schedule and making sure you attend all required workshops and events. We suggest utilizing Google Calendar or other means to keep organized. Instructions on adding SB Engaged events to your calendar are included below.

Please continue to the next page to be guided through how to access your required workshops and events in SB Engaged

How to access your required workshop and events in SB Engaged:

Step 1: Go to stonybrook.edu/sbengaged

- Select 'Sign in' in top right corner

SB ENGAGED

SIGN IN

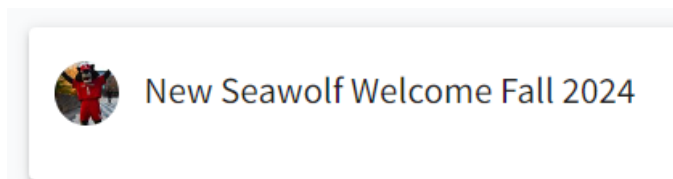
HOME EVENTS ORGANIZATIONS NEWS FORMS

- Input your NetID & password (*For more information on how to find your NetID and password, please visit [Division of Information Technology's website.](#)*)
-

Step 2: You can access your required sessions in 4 ways. See below.

OPTION 1 TO ACCESS YOUR REQUIRED WORKSHOPS:

Upon logging into SB Engaged, you should see **New Seawolf Welcome Fall 2024** listed under "My Organizations." Select this box.



- ****If you do not see the organization under membership or see duplicate events with different locations, please contact orientationoffice@stonybrook.edu.**
- Upon selecting, you will see all of your pre-assigned **required** workshops
- As you view the details for each session, click 'Add to Google Calendar | iCal/Outlook' under the date and time. *The image below, for example, purposes only.*

Add To [Google Calendar](#) | [iCal/Outlook](#)

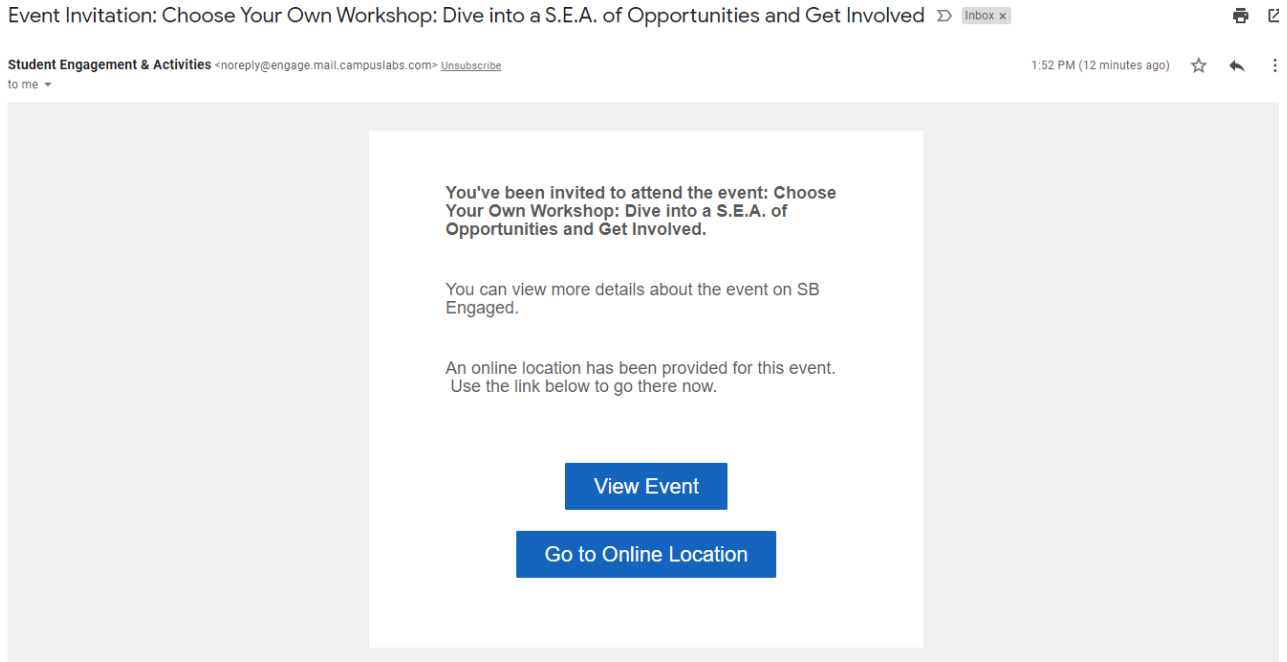
OPTION 2 TO ACCESS YOUR REQUIRED WORKSHOPS:

After logging into SB Engaged, see the "Up Next For You" section (above "My Organizations") and select "View More Events". This will show you all events you have been invited to or RSVP'd to.

Please continue to the next page to be guided through how to access your required workshops and events in SB Engaged

OPTION 3 TO ACCESS YOUR REQUIRED WORKSHOPS:

You will receive an invitation to each pre-assigned required workshop to your stonybrook.edu email address. *Emails will not be sent to non-Stony Brook emails.* Please check **SPAM** folders as well.



This image is, for example, purposes only.

- Click 'View Event' to RSVP and add to a calendar of choice, per the directions above.

OPTION 4 TO ACCESS YOUR REQUIRED WORKSHOPS:

Download the CORQ App and select "MY" Events. All events that you have been assigned to and/or RSVP'd to will appear here.

SBEngaged ON THE GO WITH **Corq!**

THE CORQ APP ALLOWS YOU TO ACCESS ALL THE GREAT FEATURES OF SBENGAGED FROM YOUR MOBILE DEVICE!

1 SEARCH UP CORQ IN YOUR PHONES APP STORE OR SCAN THE QR CODE

2 SELECT "SIGN IN TO YOUR CAMPUS" & SELECT STONY BROOK UNIVERSITY.

It's important to be signed in to view all events

FIND Events

Browse through the upcoming events & even filter based on distance from your location, perks, event them or event category!

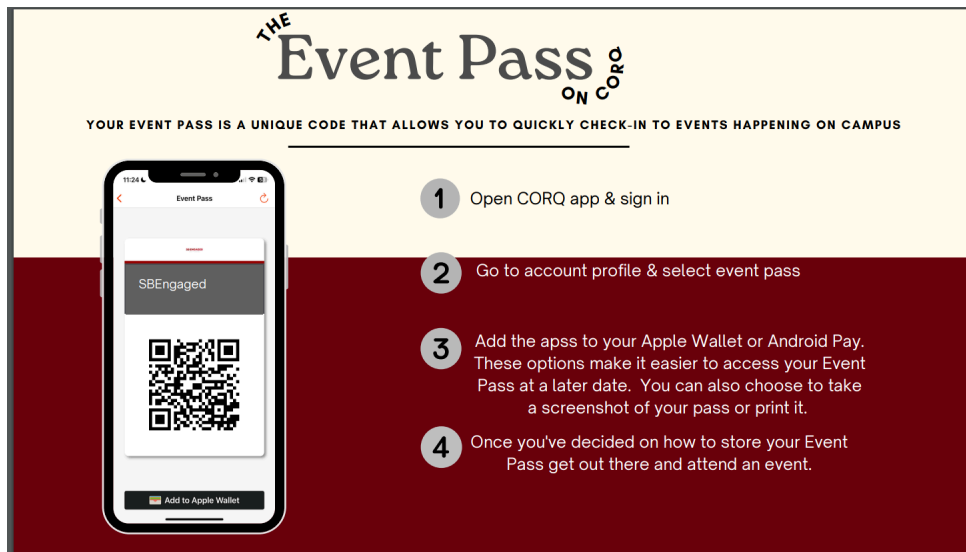
After finding the event you're interested in, clicking on the event will allow you to see additional details. From here you can choose to add it to your calendar, find the location of the event, share with event with others or even RSVP.

FIND Organizations

Click on "Organizations" for a comprehensive list & select "Filter" to narrow it down. Choose an organization to view contact information, upcoming events, and more!

Step 3: Day-of Access

- At the respective dates/times of your workshops, you will arrive at your workshop location and check in with your event pass. See the image below on how to access your event pass.



How to access [SBU Weeks of Welcome \(WOW\)](#) events in SB Engaged:

- To view all of the additional options for events happening, navigate back to the main page and select “[SBU WEEKS OF WELCOME \(WOW\)](#)” under the **Weeks of Welcome Widget**

SB ENGAGED

Search...

Explore Stony Brook University

Weeks of Welcome

6 weeks... endless possibilities. Get involved, find your pack!

Find events by filtering by the category:
[SBU WEEKS OF WELCOME \(WOW\)](#)

Need help/training?

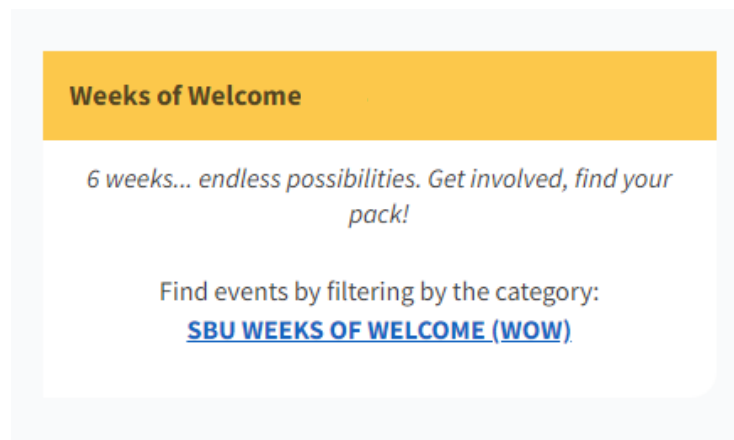
Have a request for training or need help with using SB Engaged? Visit [our website](#) to take advantage of all the resources we have available.

Beyond the Brook Off Campus Trips

Go Beyond the Brook with our Fall Trips. Enjoy horseback riding, Broadway shows, apple picking and more!

[Click here to learn more!](#)

Please continue to the next page to be guided through how to access SBU Weeks of Welcome (WOW) events in SB Engaged



- Click on each event to see details about each workshop, as well as the remaining spots.

A screenshot of an RSVP form. At the top, it says "RSVP to Event" and "100 Spots Available". Below this are two radio button options: "I will be attending" and "I won't be attending". At the bottom of the form is a grey button labeled "RSVP TO EVENT".

- RSVP to events that interest you **and** that do not conflict with other required workshops. Per the directions above, be sure to add your selected workshops to a calendar of choice.

Please continue to the next page.

Fall 2024 New Seawolf Welcome Workshops Preparation Checklist

- Have your Net ID/Password handy.
- Log into **SB Engaged** & make sure you have no issues signing on
- Make sure the following organization is under your “My Organizations” section:
 - [New Seawolf Welcome Fall 2024](#)**
- Review your required workshops to verify there are no duplicate events with different locations.
 - International Student Orientation (Special Invitation)
 - New Seawolf Small Group, Wednesday AND Thursday (First Year Students)
 - New Beginnings: Your First Year Experience (First Year Students) **or** Professor Tell All (Transfer Students)
 - Non-Traditional Student Program (Special Invitation)
 - Seawolves Engage, Seawolves Vote
 - Belonging at the Brook
 - Playfair (First Year Students)
 - University Welcome Convocation
 - Wolfie's Welcome Dinner Class of 2028 Pep Rally (First Year Students)
 - Wolfie's Transfer Welcome Breakfast (Transfer Students)
- Review options in the **[SBU WEEKS OF WELCOME \(WOW\)](#)** category
- RSVP to workshops based on your interests
- Monitor your stonybrook.edu email address for event invites
- Access your ‘Notifications’ within SB Engaged to make sure you did not miss any invites
- Add all events to your preferred calendar
- Attend workshops and events!

Please direct any questions, concerns, or accessibility needs to the Office of New Student & Transition Programs at orientationoffice@stonybrook.edu