



Named Bandaged Cubes

Quite Easy:


3 Slices




Fuse Cube




Big Block




1x1x3 Block [Shown scrambled]



2 Bar



Edge Road




Corner Road - NOT == This is Cross roads - Corner roads has the corners bandaided.
Easy vs Hard




A bit harder (use known sequences creatively):


Belt Road




Stalactites




Unbandaged Big Block




Stalagmites and Stalactites (this is not too hard, just unorthodox)




Detailed Corners Only Fuse-3




Bandaged Clock Planets other than Jupiter (are quite easy<>a bit harder depending on No of bandaged faces, Uranus might make it into mid range)




Fuse Clock [Pluto Bandaged Clock]




3 Bar




3 Bar Clock




Mr T.




Wall-i & Unbandaged Wall-i



Bandaged Loop




Unbandaged Flying Carpets [Purposely presented in scrambled state]



Mid-range:


Big Block Clock




Bandaged Bridge




Bandaged 3 [Hidetoshi Cube]




Bandaged 3+



Unbandaged Big Block Clock




Stonehenge




Difficult (have to come up with a strategy and sequences):


Bandaged YZ




Unbandaged YZ




Fuse-3



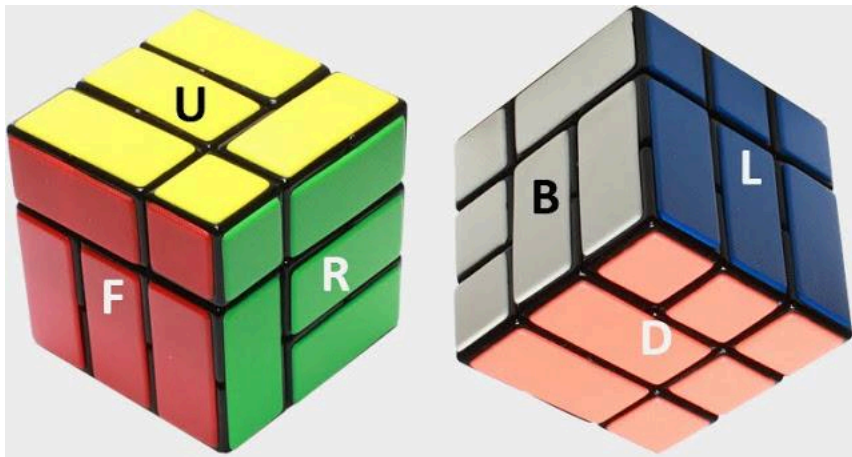
Bandaged Fortress




Pendulum




Bicube



Cross Road




Double Block




Very Hard:

Bandaged Clock Jupiter [Couldn't find a picture!!]


3 Quads, 3 Stripes




Alcatraz



Double Block Clock

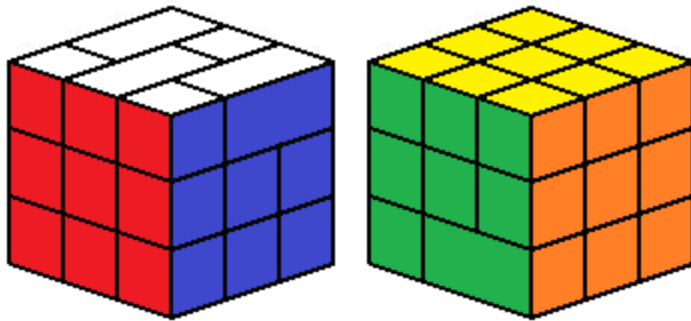


Flying Carpets [Purposely presented in scrambled state]




Unrated Cubes


Beginner Y-Cube



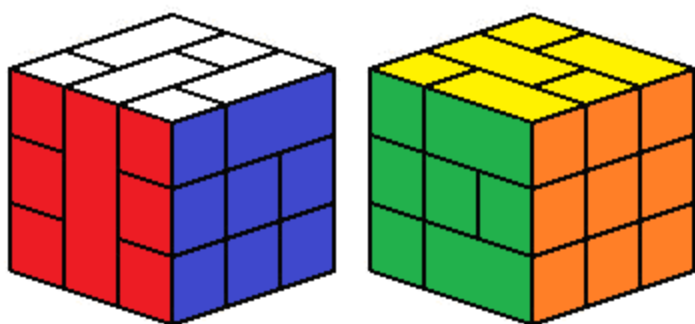
Advanced Y-Cube



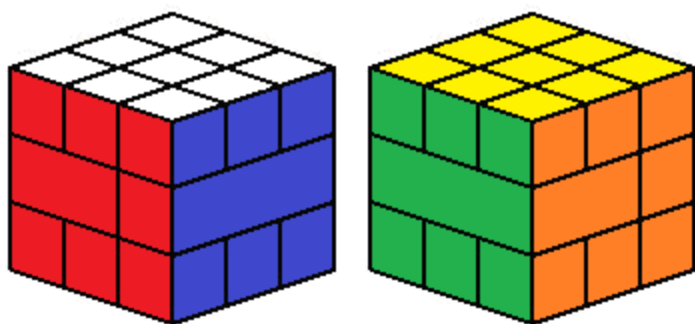
Expert Y-Cube



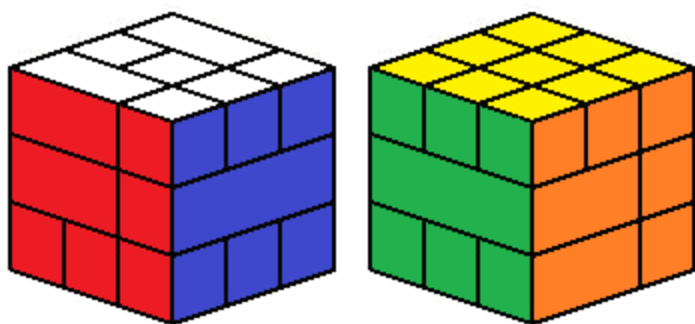
Siamese Y-Cube



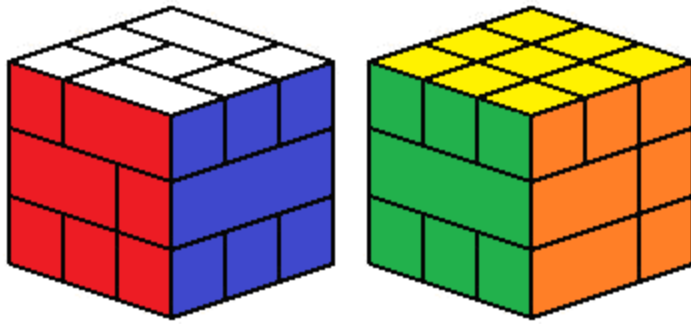
Aurumq-1 itself (designed by Traiphum Prungtaengkit)



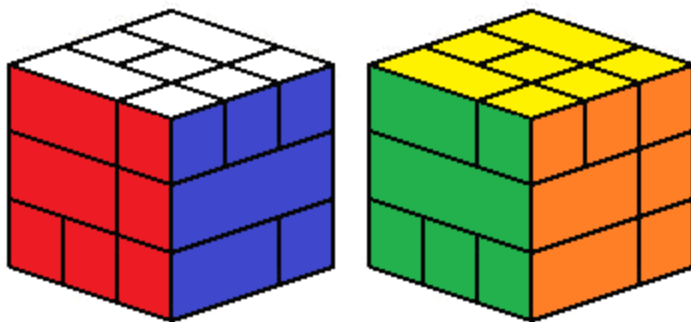
Aurumq-1 - 2 Clock V1




Aurumq-1 - 2 Clock V2



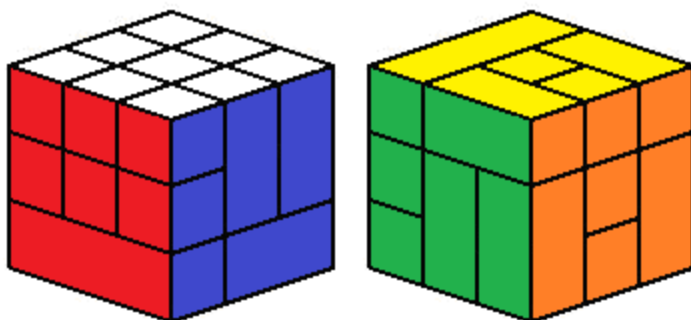
Aurumq-1 - 4 Clock



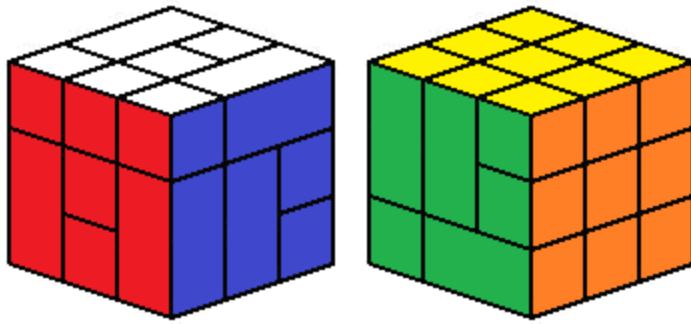
Diamond Cube



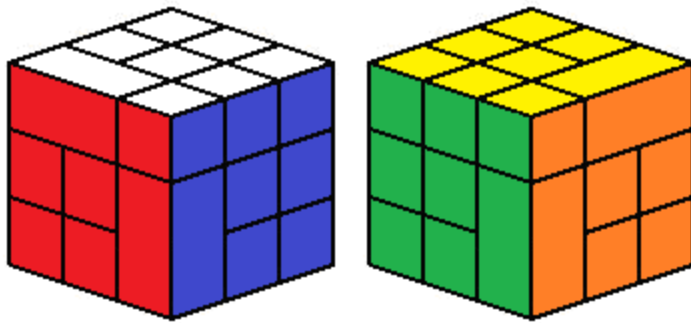
PI-Cube



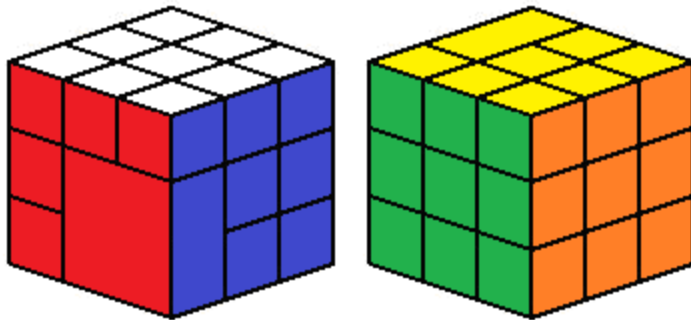
ILi Cube




Mirrored Edge Cube




Siamese 4 (1x2x2)



Middle Triamese 3 (1x1x3)



Cabe Cube



Christian's Bandaged Cube

