



 GRADES 1 to 12 DAILY LESSON LOG	School:		Grade Level:	I
	Teacher:	File Created by DepEd Click	Learning Area:	MATH
	Teaching Dates and Time:	September 19-23, 2022 (WEEK 5)	Quarter:	1ST QUARTER



	LUNES	MARTES	MIYERKULES	HUWEBES	BIYERNES
I. LAYUNIN					
A. Pamantayang Pangnilalaman	Demonstrates understanding of whole numbers up to 100, ordinal numbers up to 10th, money up to Php100 and fractions $\frac{1}{2}$ and $\frac{1}{4}$.	Demonstrates understanding of whole numbers up to 100, ordinal numbers up to 10th, money up to Php100 and fractions $\frac{1}{2}$ and $\frac{1}{4}$.	Demonstrates understanding of whole numbers up to 100, ordinal numbers up to 10th, money up to Php100 and fractions $\frac{1}{2}$ and $\frac{1}{4}$.	Demonstrates understanding of whole numbers up to 100, ordinal numbers up to 10th, money up to Php100 and fractions $\frac{1}{2}$ and $\frac{1}{4}$.	Demonstrates understanding of whole numbers up to 100, ordinal numbers up to 10th, money up to Php100 and fractions $\frac{1}{2}$ and $\frac{1}{4}$.
B. Pamantayan sa Pagganap	1. is able to recognize, represent, and order whole numbers up to 100 and money up to Php100 in various forms and contexts. 2. is able to recognize, and represent ordinal numbers up to 10th, in various forms and contexts	1. is able to recognize, represent, and order whole numbers up to 100 and money up to Php100 in various forms and contexts. 2. is able to recognize, and represent ordinal numbers up to 10th, in various forms and contexts	1. is able to recognize, represent, and order whole numbers up to 100 and money up to Php100 in various forms and contexts. 2. is able to recognize, and represent ordinal numbers up to 10th, in various forms and contexts	1. is able to recognize, represent, and order whole numbers up to 100 and money up to Php100 in various forms and contexts. 2. is able to recognize, and represent ordinal numbers up to 10th, in various forms and contexts	1. is able to recognize, represent, and order whole numbers up to 100 and money up to Php100 in various forms and contexts. 2. is able to recognize, and represent ordinal numbers up to 10th, in various forms and contexts
C. Mga Kasanayan sa Pagkakatuto <i>Isulat ang code ng bawat kasanayan</i>	reads and writes numbers up to 100 in symbols and in words. M1NS-If-9.1	reads and writes numbers up to 100 in symbols and in words. M1NS-If-9.1	reads and writes numbers up to 100 in symbols and in words. M1NS-If-9.1	reads and writes numbers up to 100 in symbols and in words. M1NS-If-9.1	reads and writes numbers up to 100 in symbols and in words. M1NS-If-9.1
II. NILALAMAN	Reading and Writing Numbers	Reading and Writing Numbers	Reading and Writing Numbers	Reading and Writing Numbers	Reading and Writing Numbers




	Makabasa at makasulat ng mga bilang hanggang isang daan ng pasimbolo at pasalita.	Makabasa at makasulat ng mga bilang hanggang isang daan ng pasimbolo at pasalita.	Makabasa at makasulat ng mga bilang hanggang isang daan ng pasimbolo at pasalita.	Makabasa at makasulat ng mga bilang hanggang isang daan ng pasimbolo at pasalita.	Makabasa at makasulat ng mga bilang hanggang isang daan ng pasimbolo at pasalita.
III. KAGAMITA NG PANTURO					
A. Sanggunian					
1. Mga Pahina sa Gabay ng Guro					
2. Mga Pahina sa Kagamitang Pang-Mag-aaral					
3. Mga Pahina sa Teksbuk					
4. Karagdagang Kagamitan mula sa portal ng <i>Learning Resource</i>					
B. Iba Pang Kagamitang Panturo					
IV. PAMAMARAAN					
	Subukin 1. Tingnan ang mga sumusunod na set ng mga larawan. 2. Sabihin at isulat ang bilang ng mga larawan sa bawat set.	Suriin Tingnan natin ang tsart. Basahin ang mga bilang na nasa loob ng kahon.	Isagawa Gumuhit ng larawan na sinasaad ng mga numero sa kahon at isulat ang salita ng bawat bilang. Gawin ito sa inyong sagutang papel.	Tayahin Punan ang mga nawawalang numero/larawan/salitang pamilang sa bawat kahon.	LINGGUHANG PAGTATAYA





Basahin at isulat sa papel ang bilang ng bawat set ng larawan. Gawin ito sa sagutang papel.

	Simbolo	Salita
		
		
		
		

Bilangin ang kabuuang bilang ng mga larawan o bagay sa bawat set. Isulat ang wastong numero at salitang pamilang sa sagutang papel.

1.		
2.		

		<div>3.<div></div></div> <div>4.<div></div></div> <div>5.<div></div></div>			
	<div>Tuklasin</div> <div>Isulat sa sagutang papel ang katumbas na salita ng mga bilang ng larawan sa bawat set.</div>				

	<div>  </div> <div>  </div> <div>  </div> <div>  </div>				
V. MGA TALA					
VI. PAGNINILAY					
A. Bilang ng Mag-aaral na nakakuha ng 80% sa pagtataya					
B. Bilang ng Mag-aaral na nangangailan gan ng iba pang gawain para sa remediation					
C. Nakatulong ba ang <i>remedial</i> ? Bilang ng mga					

mag-aaral na nakaunawa sa aralin					
D. Bilang ng mga mag-aaral na magpapatuloy sa remediation					
E. Alin sa mga istratehiyang pagtuturo ang nakatulong ng lubos? Paano ito nakatulong?	<p><i>Strategies used that work well:</i></p> <ul style="list-style-type: none">___ Group collaboration___ Games___ Solving Puzzles/Jigsaw___ Answering preliminary activities/exercises___ Carousel___ Diads___ Think-Pair-Share (TPS)___ Rereading of Paragraphs/Poems/Stories___ Differentiated Instruction___ Role Playing/Drama___ Discovery Method___ Lecture Method <p><i>Why?</i></p> <ul style="list-style-type: none">___ Complete IMs___ Availability of Materials___ Pupils' eagerness to learn___ Group member's Cooperation in doing their tasks	<p><i>Strategies used that work well:</i></p> <ul style="list-style-type: none">___ Group collaboration___ Games___ Solving Puzzles/Jigsaw___ Answering preliminary activities/exercises___ Carousel___ Diads___ Think-Pair-Share (TPS)___ Rereading of Paragraphs/Poems/Stories___ Differentiated Instruction___ Role Playing/Drama___ Discovery Method___ Lecture Method <p><i>Why?</i></p> <ul style="list-style-type: none">___ Complete IMs___ Availability of Materials___ Pupils' eagerness to learn___ Group member's Cooperation in doing their tasks	<p><i>Strategies used that work well:</i></p> <ul style="list-style-type: none">___ Group collaboration___ Games___ Solving Puzzles/Jigsaw___ Answering preliminary activities/exercises___ Carousel___ Diads___ Think-Pair-Share (TPS)___ Rereading of Paragraphs/Poems/Stories___ Differentiated Instruction___ Role Playing/Drama___ Discovery Method___ Lecture Method <p><i>Why?</i></p> <ul style="list-style-type: none">___ Complete IMs___ Availability of Materials___ Pupils' eagerness to learn___ Group member's Cooperation in doing their tasks	<p><i>Strategies used that work well:</i></p> <ul style="list-style-type: none">___ Group collaboration___ Games___ Solving Puzzles/Jigsaw___ Answering preliminary activities/exercises___ Carousel___ Diads___ Think-Pair-Share (TPS)___ Rereading of Paragraphs/Poems/Stories___ Differentiated Instruction___ Role Playing/Drama___ Discovery Method___ Lecture Method <p><i>Why?</i></p> <ul style="list-style-type: none">___ Complete IMs___ Availability of Materials___ Pupils' eagerness to learn___ Group member's Cooperation in doing their tasks	<p><i>Strategies used that work well:</i></p> <ul style="list-style-type: none">___ Group collaboration___ Games___ Solving Puzzles/Jigsaw___ Answering preliminary activities/exercises___ Carousel___ Diads___ Think-Pair-Share (TPS)___ Rereading of Paragraphs/Poems/Stories___ Differentiated Instruction___ Role Playing/Drama___ Discovery Method___ Lecture Method <p><i>Why?</i></p> <ul style="list-style-type: none">___ Complete IMs___ Availability of Materials___ Pupils' eagerness to learn

					__ Group member's Cooperation in doing their tasks
F. Anong suliranin ang aking nararanasan na nasulusyuna n sa tulong ng punong guro at superbisor?	__ Bullying among pupils __ Pupils' behavior/attitude __ Colorful IMs __ Unavailable Technology Equipment (AVR/LCD) __ Science/ Computer/ Internet Lab __ Additional Clerical works <i>Planned Innovations:</i> __ Localized Videos __ Making big books from views of the locality __ Recycling of plastics to be used as Instructional Materials __ local poetical composition	__ Bullying among pupils __ Pupils' behavior/attitude __ Colorful IMs __ Unavailable Technology Equipment (AVR/LCD) __ Science/ Computer/ Internet Lab __ Additional Clerical works <i>Planned Innovations:</i> __ Localized Videos __ Making big books from views of the locality __ Recycling of plastics to be used as Instructional Materials __ local poetical composition	__ Bullying among pupils __ Pupils' behavior/attitude __ Colorful IMs __ Unavailable Technology Equipment (AVR/LCD) __ Science/ Computer/ Internet Lab __ Additional Clerical works <i>Planned Innovations:</i> __ Localized Videos __ Making big books from views of the locality __ Recycling of plastics to be used as Instructional Materials __ local poetical composition	__ Bullying among pupils __ Pupils' behavior/attitude __ Colorful IMs __ Unavailable Technology Equipment (AVR/LCD) __ Science/ Computer/ Internet Lab __ Additional Clerical works <i>Planned Innovations:</i> __ Localized Videos __ Making big books from views of the locality __ Recycling of plastics to be used as Instructional Materials __ local poetical composition	__ Bullying among pupils __ Pupils' behavior/attitude __ Colorful IMs __ Unavailable Technology Equipment (AVR/LCD) __ Science/ Computer/ Internet Lab __ Additional Clerical works <i>Planned Innovations:</i> __ Localized Videos __ Making big books from views of the locality __ Recycling of plastics to be used as Instructional Materials __ local poetical composition
G. Anong kagamitang panturo ang aking nadibuho na nais kong ibahagi sa kapwa ko guro?	<i>The lesson have successfully delivered due to:</i> __ pupils' eagerness to learn __ complete/varied IMs __ uncomplicated lesson __ worksheets __ varied activity sheets <i>Strategies used that work well:</i> __ Group collaboration __ Games __ Solving Puzzles/Jigsaw __ Answering preliminary	<i>The lesson have successfully delivered due to:</i> __ pupils' eagerness to learn __ complete/varied IMs __ uncomplicated lesson __ worksheets __ varied activity sheets <i>Strategies used that work well:</i> __ Group collaboration __ Games __ Solving Puzzles/Jigsaw __ Answering preliminary	<i>The lesson have successfully delivered due to:</i> __ pupils' eagerness to learn __ complete/varied IMs __ uncomplicated lesson __ worksheets __ varied activity sheets <i>Strategies used that work well:</i> __ Group collaboration __ Games __ Solving Puzzles/Jigsaw	<i>The lesson have successfully delivered due to:</i> __ pupils' eagerness to learn __ complete/varied IMs __ uncomplicated lesson __ worksheets __ varied activity sheets <i>Strategies used that work well:</i> __ Group collaboration __ Games __ Solving Puzzles/Jigsaw	<i>The lesson have successfully delivered due to:</i> __ pupils' eagerness to learn __ complete/varied IMs __ uncomplicated lesson __ worksheets

	<p>___ Answering preliminary activities/exercises</p> <p>___ Carousel</p> <p>___ Diads</p> <p>___ Think-Pair-Share (TPS)</p> <p>___ Rereading of Paragraphs/Poems/Stories</p> <p>___ Differentiated Instruction</p> <p>___ Role Playing/Drama</p> <p>___ Discovery Method</p> <p>___ Lecture Method</p> <p><i>Why?</i></p> <p>___ Complete IMs</p> <p>___ Availability of Materials</p> <p>___ Pupils' eagerness to learn</p> <p>___ Group member's Cooperation in doing their tasks</p>	<p>activities/exercises</p> <p>___ Carousel</p> <p>___ Diads</p> <p>___ Think-Pair-Share (TPS)</p> <p>___ Rereading of Paragraphs/Poems/Stories</p> <p>___ Differentiated Instruction</p> <p>___ Role Playing/Drama</p> <p>___ Discovery Method</p> <p>___ Lecture Method</p> <p><i>Why?</i></p> <p>___ Complete IMs</p> <p>___ Availability of Materials</p> <p>___ Pupils' eagerness to learn</p> <p>___ Group member's Cooperation in doing their tasks</p>	<p>___ Answering preliminary activities/exercises</p> <p>___ Carousel</p> <p>___ Diads</p> <p>___ Think-Pair-Share (TPS)</p> <p>___ Rereading of Paragraphs/Poems/Stories</p> <p>___ Differentiated Instruction</p> <p>___ Role Playing/Drama</p> <p>___ Discovery Method</p> <p>___ Lecture Method</p> <p><i>Why?</i></p> <p>___ Complete IMs</p> <p>___ Availability of Materials</p> <p>___ Pupils' eagerness to learn</p> <p>___ Group member's Cooperation in doing their tasks</p>	<p>___ Answering preliminary activities/exercises</p> <p>___ Carousel</p> <p>___ Diads</p> <p>___ Think-Pair-Share (TPS)</p> <p>___ Rereading of Paragraphs/Poems/Stories</p> <p>___ Differentiated Instruction</p> <p>___ Role Playing/Drama</p> <p>___ Discovery Method</p> <p>___ Lecture Method</p> <p><i>Why?</i></p> <p>___ Complete IMs</p> <p>___ Availability of Materials</p> <p>___ Pupils' eagerness to learn</p> <p>___ Group member's Cooperation in doing their tasks</p>	<p>___ varied activity sheets</p> <p><i>Strategies used that work well:</i></p> <p>___ Group collaboration</p> <p>___ Games</p> <p>___ Solving Puzzles/Jigsaw</p> <p>___ Answering preliminary activities/exercises</p> <p>___ Carousel</p> <p>___ Diads</p> <p>___ Think-Pair-Share (TPS)</p> <p>___ Rereading of Paragraphs/Poems/Stories</p> <p>___ Differentiated Instruction</p> <p>___ Role Playing/Drama</p> <p>___ Discovery Method</p> <p>___ Lecture Method</p> <p><i>Why?</i></p> <p>___ Complete IMs</p> <p>___ Availability of Materials</p> <p>___ Pupils' eagerness to learn</p> <p>___ Group member's Cooperation in doing their tasks</p>
--	--	--	--	--	--