

Sample Virtual Plan for Reading Day One (Grades 2-5)

15 Minutes: Mini-Lesson on Evidence of Character Traits (Module 14). Teacher records the mini lesson on YouTube/Screencastify and students access the video through Google Classroom.

Student Directions: Watch mini-lesson in the link below. The teacher will be explaining how to use evidence from the text to identify a character trait.

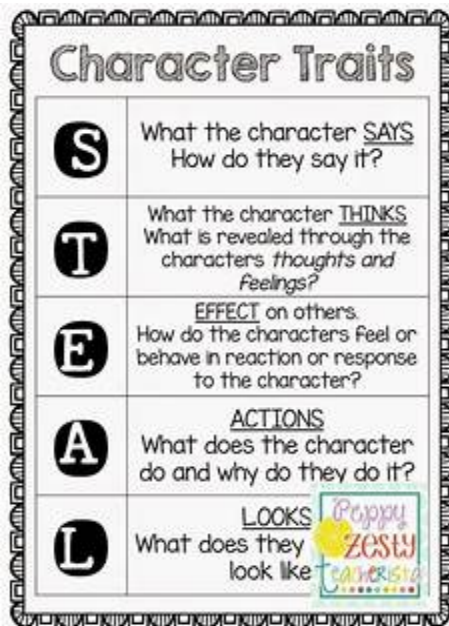
20 Minutes: Students read in their self-selected fiction books. As they read, students should think about a character, a trait, and a specific action or piece of dialogue that shows evidence of that trait.

Student Directions: Read for 20 minutes in your self-selected fiction book. You may choose a book from home, a book from Epic, a book on Raz-Kids or any other book you have available. As you read, think about a character, a trait to describe him/her and a specific piece of evidence to support the character's trait.


15 minutes: Students write in response to their reading.

Student Directions: Write in response to your reading on a Google Doc and share your thinking about a character in your novel. Write about a trait the character shows and write about the evidence you noticed that helps reveal the trait. (Consider what the character says, what he/she thinks, and how he/she acts.) Please share your response with your teacher.

Anchor Chart for Finding Evidence to Support the Traits:



The anchor chart is titled "Character Traits" and is enclosed in a decorative border. It contains five rows, each with a letter in a circle and a corresponding question. The last row includes a small graphic of a yellow sun and the text "Poppy ZESTY CHARACTERIST" with a star.

Character Traits	
S	What the character <u>SAYS</u> How do they say it?
T	What the character <u>THINKS</u> What is revealed through the characters <i>thoughts and feelings</i> ?
E	<u>EFFECT</u> on others. How do the characters feel or behave in reaction or response to the character?
A	<u>ACTIONS</u> What does the character do and why do they do it?
L	<u>LOOKS</u> What does they look like 

10 minutes: Interactive Read Aloud. Teacher records herself reading a chapter or a trade book aloud on YouTube/Screencastify and provides opportunities for the students to stop and jot their thinking.

A resource for interactive read aloud

ideas: <https://paigebessick.com/2017/02/how-to-plan-interactive-read-aloud-in-5.html>

Student Directions:

Listen to your teacher read aloud. The teacher will stop at certain parts in the book and encourage you to share your thinking. Turn and tell someone at home your thinking or use the stop and jot strategy to record your thinking during the read aloud on a Google Doc, a post it note or in a notebook.

Sample Virtual Plan for Writing Day Two (Grades 2-5)

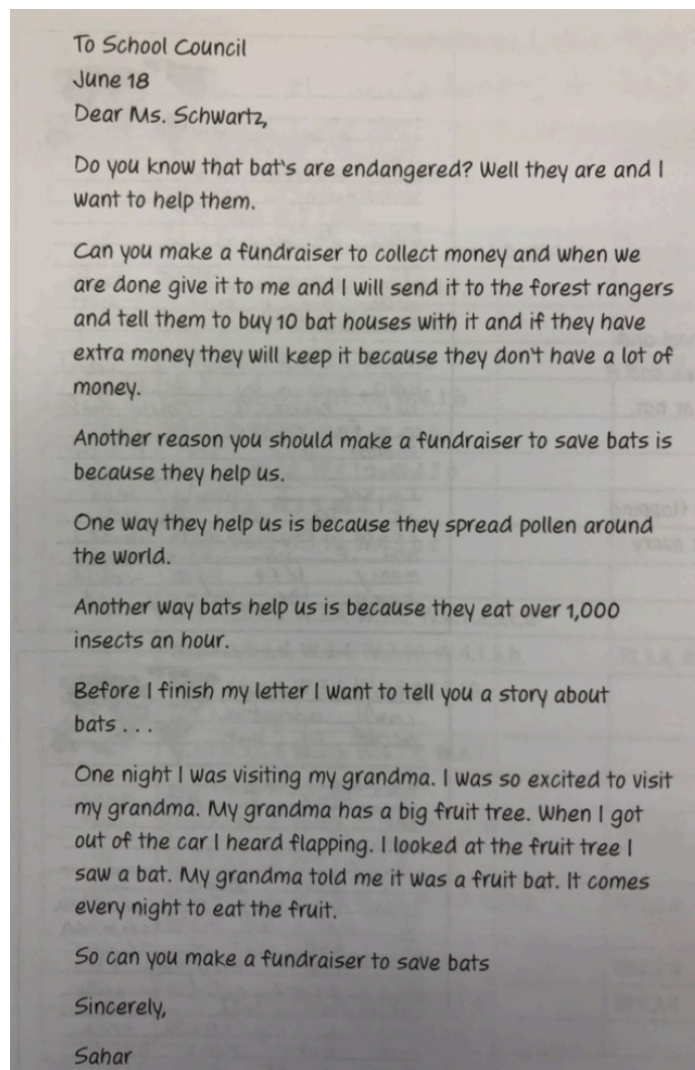
15 Minutes: Mini-Lesson on Techniques all Opinion Writers Use (Calkins p. 124) Teacher records on YouTube/Screencastify and students access the video through Google Classroom.

Student Directions: Watch the mini-lesson in the link below. The teacher will be explaining the techniques all opinion writers use when they want to persuade others.

20 Minutes: Students write a persuasive letter in Google Docs.

Student Directions: Write a persuasive letter in Google Docs convincing your audience to take action about a topic you care deeply about. For example, I might write a letter to the librarian saying we need more high interest books in the library. Plan your writing and draft your piece! Please share your writing with your teacher.

Here is a sample piece:



20 Minutes: Students read in their self-selected books and stop and jot.

Students Directions: Read for 20 minutes in your choice book. You may choose a book from home, a book from Epic, a book on Raz-Kids or any other book you have available. Stop and jot twice during your reading on a post it note, in a google doc or in a notebook.

If you need a review on the stop and jot strategy, please watch this short video:

<https://video.search.yahoo.com/yhs/search?fr=yhs-Lkry-SF01&hsimp=yhs-SF01&hspart=Lkry&p=Stop+and+jot+opportunities+for+kids#id=2&vid=30ec96916ef2652f51611a35b8e52c4b&action=click>