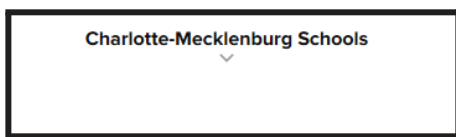


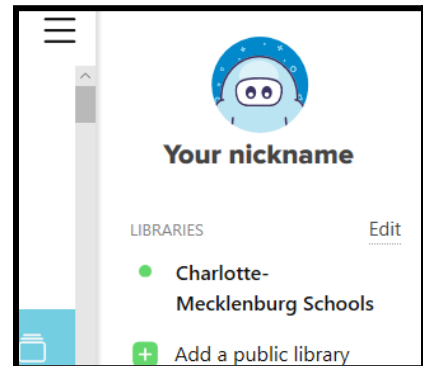
**Add two additional libraries:**

Once logged in to your CMS account, follow these steps to add two more libraries you access all from the same app:

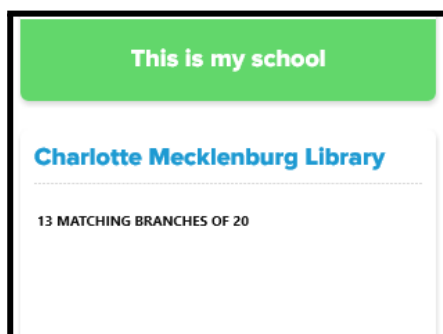
1. Select **Dropdown** at the top of the screen, OR the **hamburger/options menu** in the top right corner, and select **Add a Public Library**



OR



2. Type **Charlotte** again and scroll to/select the **Charlotte Mecklenburg Library**. The first time you check out a book from the Public Library you'll need to log in using your ONE Access ID:
  - Students: Student ID
  - Staff: CMS+NC EdCloud ID (cmsxxxxxxxxxx)



3. Follow step 1 again, then type in **NC** and select **NC Kids Digital Library**.
4. The first time you borrow a book from NC Kids you'll need to log in using your Clever credentials - make sure you select Charlotte Mecklenburg Schools from the drop down menu.